



**CYNGOR SIR  
YNYS MÔN  
ISLE OF ANGLESEY  
COUNTY COUNCIL**

**GŴYS A RHAGLEN**

**SUMMONS AND AGENDA**

ar gyfer

for an

**CYFARFOD ARBENNIG  
O GYNGOR SIR  
YNYS MÔN**

**EXTRAORDINARY MEETING  
OF THE ISLE OF ANGLESEY  
COUNTY COUNCIL**

ar

on

**DYDD IAU  
26 IONAWR 2023**

**THURSDAY  
26 JANUARY 2023**

**→ am 2.00 o'r gloch ←**

**→ at 2.00 pm ←**

*Please note that meetings of the Committee are streamed for live and subsequent broadcast on the Council's website. The Authority is a Data Controller under the Data Protection Act and data collected during this live stream will be retained in accordance with the Authority's published policy.*

## **A G E N D A**

### **1. DECLARATION OF INTEREST**

To receive any declaration of interest from a Member or Officer in respect of any item of business.

### **2. TO RECEIVE ANY ANNOUNCEMENTS FROM THE CHAIRPERSON, LEADER OF THE COUNCIL OR THE CHIEF EXECUTIVE**

### **3. ANNUAL TREASURY MANAGEMENT REVIEW FOR 2021/22**

To submit a report by the Director of Function (Resources)/Section 151 Officer, as presented to the Executive on 29 November 2022.

### **4. STATEMENT OF ACCOUNTS 2020/21 AND ISA 260 REPORT**

To submit the following, as presented to the Governance and Audit Committee on 18 January 2023 –

- The report of the Director of Function (Resources)/Section 151 Officer – Statement of the Accounts 2021/22.
- The report of the Head of Profession (HR) and Transformation – Annual Governance Statement 2021/22.
- The report of External Audit on the audit of the 2021/22 financial statements (ISA 260 report).

<b>ISLE OF ANGLESEY COUNTY COUNCIL</b>	
<b>REPORT TO:</b>	<b>COUNTY COUNCIL</b>
<b>DATE:</b>	<b>26 JANUARY 2023</b>
<b>SUBJECT:</b>	<b>ANNUAL TREASURY MANAGEMENT REVIEW FOR 2021/22</b>
<b>PORTFOLIO HOLDER(S):</b>	<b>COUNCILLOR R WILLIAMS</b>
<b>LEAD OFFICER(S):</b>	<b>R MARC JONES – DIRECTOR OF FUNCTION (RESOURCES) &amp; SECTION 151 OFFICER</b>
<b>CONTACT OFFICER(S):</b>	<b>JEMMA ROBINSON (EXT. 2675)</b>
<b>Nature and reason for reporting</b>	
<p>To comply with regulations issued under the Local Government Act 2003 and with the Council’s Treasury Management Scheme of Delegation for 2021/22 (Appendix 8 of the Treasury Management Strategy Statement 2021/22). In accordance with the Scheme of Delegation, this report was scrutinised by the Governance &amp; Audit Committee on 21 September 2022 and forwarded to the Executive Committee without comments on 29 November 2022. The Executive Committee resolved to forward the report to the full Council without any further comment.</p>	

## 1. Introduction

The Council is required by regulations issued under the Local Government Act 2003 to produce an annual treasury management review of activities and the actual prudential and treasury indicators for 2021/22. This report meets the requirements of both the CIPFA Code of Practice on Treasury Management (the Code) and the CIPFA Prudential Code for Capital Finance in Local Authorities (the Prudential Code).

During 2021/22, the minimum reporting requirements were that the full Council should receive the following reports:-

- an annual treasury strategy in advance of the year (received on 9 March 2021);
- a mid-year treasury update report (received on 10 March 2022);
- an annual review following the year describing the activity compared to the strategy (this report).

The regulatory environment places responsibility on Members for the review and scrutiny of treasury management policy and activities. This report is, therefore, important in that respect as it provides details of the outturn position for treasury activities and highlights compliance with the Council’s policies previously approved by Members.

This Council confirms that it has complied with the requirement under the Code to give prior scrutiny to all of the above treasury management reports by the Governance & Audit Committee before they were reported to the full Council. Member training on treasury management issues was undertaken during the year 2019/20 financial in order to support members’ scrutiny role and further training will take place in the 2022/23 financial year.

The Section 151 Officer confirms that borrowing was only taken out for capital purposes and the statutory borrowing limit (the authorised limit) was not breached.

Furthermore, the report sets out the following outcomes in the financial year 2021/22:-

- External factors – including a review on the economy, the interest rate performance during the year and the impact of Covid 19;
- Internal factors – including the performance of capital expenditure, the impact on the reserves and cash balances, risk appetite to investments, the borrowing taken by the Council and the impact on the Capital Financing Requirement (CFR);
- The Treasury Management Strategy in 2021/22 – including the debt management of the council, the implementation on the new MRP policy, and the council's borrowing and investments during the year;
- Controlling Treasury Management – What are the Prudential Indicators and how are they measured;
- Comparison in Prudential Indicators – A comparison on the actual Prudential Indicators compared to the forecast at the beginning of the year;
- Looking forward to 2022/23 and beyond; and
- Conclusion.

## 2. A Review of the Year – External Factors

**2.1 Interest Rates** - After the Bank of England took emergency action in March 2020 to cut Bank Rate to 0.10%, it left Bank Rate unchanged at its subsequent meetings until raising it to 0.25% at its meeting on 16 December 2021, 0.50% at its meeting of 4 February 2022 and then to 0.75% in March 2022.

**2.2 The Economy** – United Kingdom - Over the last two years, the coronavirus outbreak has done huge economic damage to the UK and to economies around the world. The UK economy has endured several false dawns through 2021/22, but with most of the economy now opened up and nearly back to business-as-usual, the GDP numbers have been robust (9% y/y Q1 2022) and sufficient for the MPC to focus on tackling the second-round effects of inflation, now that the CPI measure has already risen to 6.2% and is likely to exceed 8% in April.

Gilt yields fell towards the back end of 2021, but despite the war in Ukraine gilt yields have shot higher in early 2022. At 1.38%, 2-year yields remain close to their recent 11-year high and 10-year yields of 1.65% are close to their recent six-year high. These rises have been part of a global trend as central banks have suggested they will continue to raise interest rates to contain inflation.

Historically, a further rise in US Treasury yields will probably drag UK gilt yields higher. There is a strong correlation between the two factors. However, the squeeze on real household disposable incomes arising from the 54% leap in April utilities prices as well as rises in council tax, water prices and many phone contract prices, are strong headwinds for any economy to deal with. In addition, from 1st April 2022, employees also pay 1.25% more in National Insurance tax. Consequently, inflation will be a bigger drag on real incomes in 2022 than in any year since records began in 1955.

Average inflation targeting - This was the major change in 2020/21 adopted by the Bank of England in terms of implementing its inflation target of 2%. The key addition to the Bank's forward guidance in August 2020 was a new phrase in the policy statement, namely that "it does not intend to tighten monetary policy until there is clear evidence that significant progress is being made in eliminating spare capacity and achieving the 2% target sustainably". That mantra now seems very dated. Inflation is the "genie" that has escaped the bottle, and a perfect storm of supply side shortages, labour shortages, commodity price inflation, the impact of Russia's invasion of Ukraine and subsequent Western sanctions all point to inflation being at elevated levels until well into 2023.

### 3. A Review of the Year – Internal Factors

**3.1 Capital Expenditure and financing 2021/22** - The Council undertakes capital expenditure on long-term assets. These activities may either be:-

- Financed immediately through the application of capital or revenue resources (capital receipts, capital grants, revenue contributions etc.), which has no resultant impact on the Council's borrowing need; or
- Financed from borrowing: If insufficient financing is available, or a decision is taken not to apply resources, the capital expenditure will give rise to a borrowing need.

The actual capital expenditure forms one of the required prudential indicators. The table below shows the actual capital expenditure and how this was financed.

	<b>2021/22 Estimate (£'m)</b>	<b>2021/22 Actual (£'m)</b>
General Fund capital expenditure	41	23
HRA capital expenditure	22	10
<b>Total capital expenditure</b>	<b>63</b>	<b>33</b>
General Fund financed in year by Grants & Contributions	24	17
HRA financed in year by Grants & Contributions	3	5
General Fund financed in year by Council Resources	4	2
HRA financed in year by Council Resources	18	4
<b>General Fund capital expenditure financed by borrowing</b>	<b>12</b>	<b>5</b>
<b>HRA capital expenditure financed by borrowing</b>	<b>2</b>	<b>0</b>

The main reason for the underspend was the large underspend against the projects listed below.

<b>Scheme</b>	<b>Under spend £'m</b>	<b>Comment</b>
Refurbishment of school buildings	1.847	In the latter part of 2021/22, the Authority was awarded £1.236m of additional grant funding for school Capital maintenance works. The grant funding was used to fund locally determined capital schemes in 2021/22, replacing funding from the Authority's own resources. The funding saved by the Authority from this grant will now be used to fund school Capital works in 2022/23
Free School Meals	0.547	In the latter part of 2021/22, the Authority was awarded £0.588m of additional grant funding for schools in relation to the preparation of the free school meals roll out. The grant funding was used to fund locally determined capital schemes in 2021/22, replacing funding from the Authority's own resources. The funding saved by the Authority from this grant will now be used to fund school Capital maintenance works in 2022/23

Scheme	Under spend £'m	Comment
Sustainable Communities for Learning schemes	2.864	Progress has now been made for the final Band A scheme and works on site are progressing well. Tenders have been re-invited on the new Foundation Phase Unit at Ysgol y Graig. Updated matrix of funding has been received and 2022/23 budgets will reflect this.
Canolfan Addysg y Bont Roof	0.991	Delays in the appointment of a contractor to commence the roofing works before year end means this scheme will slip into FY 2022/23. This was anticipated in the quarter 3 capital monitoring report.
Tourism Gateway	1.340	The Breakwater Park Visitor Centre works were successfully re-tendered using a regional framework and a contractor is now in place, with works to upgrade the toilets and kiosk also now commissioned for delivery. This is an ongoing scheme with a new budget allocation in the 2022/23 capital programme.
Various Flood schemes	2.262	Some schemes are ongoing and span across different financial years. Others have seen delays and time extensions for completion agreed by Welsh government to carry forward the funding.
Local Transport Fund – Infrastructure enhancements	0.673	Due to the nature of the works and lead time on delivery of infrastructure, time extension has been secured until July 2022.
Holyhead Regeneration (THI Phase II)	0.673	Various delays throughout the year meant projects did not progress at the pace originally intended, which resulted in such a large variance to budget. New budget allocation for 2022/23.
Penrhos Phase 2	1.130	Works on site are progressing and the scheme will slip into FY 2022/23.
Llangefni Gateway Units	0.872	Works on site are progressing and the scheme will slip into FY 2022/23 for completion anticipated in quarter 1.
Residential Site for Gypsies & Travellers	0.491	The initial tender prices received exceeded the funding available. Work is ongoing to redesign the scheme to reduce the costs in order to match the available funding.
IT Projects	0.281	Intentional underspend due to having to replace the main flash storage system in 22/23
Capital works to existing assets	0.369	Delays experienced on Plas Arthur projects due to the use of the site by Ysgol y Bont.
Leisure Improvements	0.189	Projects are in the pipeline and works are planned to continue in 2022/23, specifically at Plas Arthur.
Vehicles	0.274	A plan is being put in place to deliver electric vehicle charging points in the compound, however they have not yet been finalised and until finalisation is achieved, orders for electric vehicles have been postponed. Other vehicles have been ordered before year end, however due to the lead time in delivery, they will be received post year end and so the budget will be required to slip to financial year 2022/23.

**3.2 Reserves and Cash balances** - the Council's cash balances comprise revenue and capital resources and cash flow monies. The Council's core cash resources comprised as follows:-

<b>Usable Reserves and Provisions</b>	<b>Draft 31-Mar-22 £'m</b>	<b>Final 31-Mar-21 £'m</b>
Council fund general reserve	12.050	11.437
Earmarked reserves	23.181	14.079
Housing Revenue Account (HRA) reserve	12.333	9.723
School reserves	7.827	3.974
Capital receipts Reserves	2.381	0.767
<b>Total Usable Reserves</b>	<b>57.633</b>	<b>39.980</b>
<b>Provisions</b>	<b>5.143</b>	<b>5.047</b>
<b>Total Usable Reserves and Provisions</b>	<b>62.915</b>	<b>45.027</b>

**3.3 Externalisation of borrowing** – The Council's underlying need to borrow for capital expenditure is termed the Capital Financing Requirement (CFR). This figure is a gauge of the Council's debt position. The CFR results from the capital activity of the Council and the resources utilised to pay for the capital spend. It represents the 2021/22 capital expenditure financed by borrowing, and prior years' capital expenditure funded by borrowing which has not yet been paid for by revenue or other resources. Part of the Council's treasury activities is to address the funding requirements for this borrowing need. Depending on the capital expenditure programme, the Treasury Service organises the Council's cash position to ensure sufficient cash is available to meet the capital plans and cash flow requirements. This may be sourced through borrowing from external bodies (such as the Government, through the Public Works Loan Board (PWLB) or the money markets), or utilising temporary cash resources within the Council. There was no externalisation of borrowing in 2021/22 financial year.

**3.3.1 Gross borrowing and the CFR** - In order to ensure that borrowing levels are prudent over the medium term and only for a capital purpose, the Council should ensure that its gross external borrowing does not, except in the short term, exceed the total of the capital financing requirement in the preceding year plus the estimates of any additional capital financing requirement for the current and next two financial years. This essentially means that the Council is not borrowing to support revenue expenditure.

The internal borrowing strategy has now been implemented over the last few years. The gross borrowing of £125.3m at 31 March 2022 is less than the forecast CFR for the following two years.

	<b>Actual 2021/22 £'m</b>	<b>Estimated 2022/23 £'m</b>	<b>Estimated 2023/24 £'m</b>
Capital Financing Requirement	137.8	151.5	161.2

**3.3.2 Internal borrowing** - is when over the medium term, the investment rates are expected to continue to be below long term borrowing rates. This means that value for money considerations would indicate that value could best be obtained by avoiding new external borrowing and by using internal cash balances to finance new capital expenditure, or to replace maturing external debt. This would maximise short term savings. The Internal borrowing figure is the difference between the CFR and the Gross Borrowing Position. As can be seen in the table below, at the beginning of the year the internal borrowing position was £12.1m. There were no new PWLB loans in the year and no principal repayments, with an interest free loan of £0.991m received in the year (as per 3.4 and 3.5 below). This has resulted in the Internal borrowing position at 31 March 2022 now being £12.5m:

	31 March 2021 Actual £'m	31 March 2022 Actual £'m
Gross borrowing position	124.5	125.3
CFR	136.6	137.8
(Underfunding) / overfunding of CFR	(12.1)	(12.5)

**3.4 Other Borrowing-** During the year, the Council did not enter into any other short-term borrowings. An interest free loan of £0.991m was received during 2021/22 to fund capital expenditure on energy saving projects and will be repaid in annual instalments.

**3.5 Debt Repayments** – There were no PWLB loans that matured during the year. There are no short term borrowings outstanding.

**3.6 Investments** – The expected investment strategy was to keep to shorter term deposits (up to 364 days) although the ability to invest out to longer periods was retained. Cash balances were expected to be up to £52m, ranging between £25m and £52m. The interest budget was set at £0.036m after adjusting for the estimated potential rate fall in 2021/22 at the time of producing the budget. As it turned out, average balances of £42.3m returned £0.019m at an average interest rate of 0.046%. Limited investments in other Local Authorities and interest rates dropping to below what was anticipated at the time of producing the budget contributed to this decrease in interest receivable. Investment returns remained close to zero for much of 2021/22. Most local authority lending managed to avoid negative rates and one feature of the year was the continued growth of inter local authority lending. The expectation for interest rates within the treasury management strategy for 2021/22 was that Bank Rate would remain at 0.1% until it was clear to the Bank of England that the emergency level of rates introduced at the start of the Covid-19 pandemic were no longer necessitated.

On 18 June 2021 a £5.0m investment with Flintshire County Council matured, and was repaid to Isle of Anglesey County Council. On 23 June 2021 the Isle of Anglesey County Council invested £5m with Flintshire County Council with an interest rate of 0.03%. This matured on 23 September 2021 and was repaid to Isle of Anglesey County Council.

Part of the Council's deposits were held in no notice deposit accounts which pay interest at rates near the prevailing base rate, £38.616m at 0.05% on 31 March 2022 (31 March 2021 £20.066m at 0.03%). There was one other short term investment as at 31 March 2022 - £7.5m at an interest rate of 0.77% (£5m at 0.15% as at 31 March 2021). All investments were for under 1 year.



**3.7 Treasury Position at 31 March 2022** – The Council's debt and investment position is organised by the Treasury Management Service in order to ensure adequate liquidity for revenue and capital activities, security for investments and to manage risks within all treasury management activities. Procedures and controls to achieve these objectives are well established both through Member reporting detailed in the summary, and through officer activity in accordance with the Treasury Management Strategy 2021/22. The upper limits for fixed rate and variable rate exposures were not breached during the year. The borrowing and investment figures for the Council as at the end of the 2020/21 and 2021/22 financial years are as follows:-

	31 MARCH 2021			31 MARCH 2022		
	£'m	Average Rate (%)	Average Maturity (years)	£'m	Average Rate (%)	Average Maturity (years)
Debt PWLB	121.9	4.59	30.57	121.9	4.58	29.58
Debt Non-PWLB	2.6	0	3.93	3.4	0	4.03
<b>Total</b>	<b>124.5</b>			<b>125.3</b>		
CFR	136.6			137.8		
Over / (under) borrowed	(12.1)			(12.5)		
Fixed term investments (all < 1 year, managed in house and fixed rate)	5.000	0.15		7.500	0.765	
No notice investments (all managed in house)	20.066	0.03		38.616	0.05	
<b>Total Investments</b>	<b>25.066</b>	<b>0.06</b>		<b>46.116</b>	<b>0.17</b>	

Borrowing is further broken down by maturity as:-

	31 MARCH 2021		31 MARCH 2022	
	£'m	% of total	£'m	% of total
Total borrowing	124.5	100	125.3	100
Under 12 months	0.3	0.2	2.7	2.2
1 – 3 years	5.1	4.1	3.4	2.7
4 – 6 years	4.5	3.6	4.5	3.6
7 – 10 years	4.8	3.9	4.9	3.9
10 years and above	109.8	88.2	109.8	87.6

There have been no new borrowings taken out in the year (long or short term) and debt repayments have been as described in point 3.5 above. Therefore, the movement in the categories above are simply as per the loan maturity dates.

#### 4. The Council's Treasury Management Strategy in 2021/22

- 4.1 Debt rescheduling** - No rescheduling was done during the year as the average 1% differential between PWLB new borrowing rates and premature repayment rates made rescheduling unviable.
- 4.2 Borrowing in advance of need** – During the year, the Council did not borrow more than, or in advance of its needs, purely in order to profit from the investment of the extra sums borrowed.
- 4.3 Investment Policy** – the Council's investment policy is governed by Welsh Government investment guidance, which has been implemented in the annual Treasury Management Strategy Statement approved by the Council on 09 March 2021. This policy sets out the approach for choosing investment counterparties, and is based on credit ratings provided by the three main credit rating agencies, supplemented by additional market data (such as rating outlooks, credit default swaps, bank share prices etc.). The investment activity during the year conformed to the approved strategy and the Council had no liquidity difficulties. When the Council invests its surplus cash, the most important aspect of the investment is security, followed by liquidity and then the yield. This essentially means that the main priority is the safety of the cash, followed by how readily available the cash is should the Council require it followed by the percentage interest rate return that the Council will receive for the investment. The strategy on investing surplus cash would be to borrow short term with other Local Authorities to maximize returns in a secure way.
- 4.4 Borrowing strategy and control of interest rate risk** - During 2021/22, the Council maintained an under-borrowed position. This meant that the capital borrowing need, (the Capital Financing Requirement), was not fully funded with loan debt, as cash supporting the Council's reserves, balances and cash flow was used as an interim measure. This strategy was prudent as investment returns were very low and minimising counterparty risk on placing investments also needed to be considered
- 4.5 MRP Policy** – In 2018/19 the Council implemented its new MRP policy after seeking advice from its Treasury advisors and consultation with External Audit. The new policy is a more prudent approach to charging Revenue for Capital Financing costs. The New policy can be seen in Appendix 6 of the Treasury Management Strategy Statement 2021/22 that was approved by full Council on 09 March 2021.

#### 5. Controlling Treasury Management

The following Prudential indicators are contained in Appendix 11 of the Treasury Management Strategy Statement. See below a brief explanation of what the indicators are and how they are calculated. Section 6 of this report analyses the differences between the Actual and the forecast Prudential Indicators for 2021/22.

- **Capital Expenditure – Estimates of Capital Expenditure** - This is the forecast Capital Expenditure from 2021/22 to 2024/25, and is based on the Capital Programme for 2021/22 and the Capital Strategy for 2022/23.

- **The Council's borrowing need (the Capital Financing Requirement)** - Another prudential indicator is the Council's Capital Financing Requirement (CFR). The CFR is simply the total historic outstanding capital expenditure which has not yet been paid for from either revenue or capital resources. It is essentially a measure of the Council's underlying borrowing need. Any capital expenditure above, which has not immediately been paid for through a revenue or capital resource, will increase the CFR. The CFR does not increase indefinitely, as the minimum revenue provision (MRP) is a statutory annual revenue charge which broadly reduces the borrowing need in line with each assets life, and so charges the economic consumption of capital assets as they are used.
- **Prudence - Gross Debt and the CFR** - The Council needs to ensure that its gross debt does not, except in the short term, exceed the total of the CFR in the preceding year plus the estimates of any additional CFR for 2021/22 and the following two financial years. This allows some flexibility for limited early borrowing for future years, but ensures that borrowing is not undertaken for revenue purposes.
- **External Debt - The authorised limit for external debt** - A further key prudential indicator represents a control on the maximum level of borrowing. This represents a limit beyond which external debt is prohibited, and this limit needs to be set or revised by the full Council. It reflects the level of external debt which, while not desired, could be afforded in the short term, but is not sustainable in the longer term. This is the statutory limit determined under section 3 (1) of the Local Government Act 2003. The Government retains an option to control either the total of all councils' plans, or those of a specific council, although this power has not yet been exercised. The S151 Officer reports that the Council complied with this prudential indicator in the current year and does not envisage difficulties for the future. This view takes into account current commitments, existing plans, and the proposals in the budget report. The Authorised Limit is set annually in the Treasury Management Strategy Statement and is approved by full Council.
- **The operational boundary** - This is the limit beyond which external debt is not normally expected to exceed. In most cases, this would be a similar figure to the CFR, but may be lower or higher depending on the levels of actual debt and the ability to fund under-borrowing by other cash resources. Periods where the actual position is either below or over the boundary are acceptable subject to the authorised limit not being breached. The Operational Limit is set annually in the Treasury Management Strategy Statement and is approved by full Council.
- **Affordability - Ratio of financing costs to net revenue stream** - This indicator identifies the trend in the cost of capital (borrowing and other long term obligation costs net of investment income) against the net revenue stream.

## 6. Prudential Indicators Actual vs Expected

- 6.1 During 2021/22, the Council complied with its legislative and regulatory requirements. The key data for actual prudential and treasury indicators detailing the impact of capital expenditure activities during the year, with comparators, are as follows:-

Data for actual prudential and treasury indicators	2020/21 Actual £'m	2021/22 Original £'m	2021/22 Actual £'m
<b>Capital expenditure</b>			
• Non-HRA	20.507	15.842	23.734
• HRA	12.622	20.313	9.723
• <b>Total</b>	<b>33.129</b>	<b>36.155</b>	<b>33.457</b>
<b>Total Capital Financing Requirement:</b>			
• Non-HRA	97.360	105.669	99.387
• HRA	39.200	40.415	38.415
• <b>Total</b>	<b>136.560</b>	<b>146.084</b>	<b>137.802</b>
<b>Gross borrowing</b>	124.524	140.991	125.349
<b>External debt</b>	124.524	140.991	125.349
<b>Investments</b>			
• Longer than 1 year	0	0	0
• Under 1 year	25.066	15.000	46.116
• <b>Total</b>	<b>25.066</b>	<b>15.000</b>	<b>46.116</b>
Financing costs as a proportion of net revenue stream – CF	4.75%	4.78%	4.55%
Financing costs as a proportion of net revenue stream – HRA	16.52%	9.63%	9.04%

**6.2** The first Prudential Indicator in the above table is the Capital Expenditure. The forecast Capital Expenditure at the time of producing the Prudential indicators for 2021/22 was £36.155m. However, the actual expenditure was £33.457m. The prudential indicator was based on the capital budget approved for 2021/22 (£36.155m). However, this budget does not include any slippage amounts from the previous year and also that fact that throughout the year, additional schemes are added to the capital programme, hence why the Non-HRA capital expenditure is higher than was what originally budgeted for. Please refer to paragraph 3.1 in this report for the final Non-HRA capital budget compared with the actual expenditure and the reasons for the actual underspend against budget. The HRA capital expenditure is significantly underspent, mainly due to difficulty to procure houses at a price which meets investment criteria (budget assumed 15 former council houses would be purchased but only nine were purchased). Additionally three significant developments that were forecast to commence in 2021/22 suffered from delays in the process, and building contracts will not now be signed until the 2022/23 financial year.

**6.3** The second Prudential indicator in the above table in the Capital Financing Requirement. The Council's underlying borrowing need (CFR) is not allowed to rise indefinitely. Statutory controls are in place to ensure that capital assets are broadly charged to revenue over the life of the asset. The Council is required to make an annual revenue charge called the Minimum Revenue Provision, MRP, to reduce the CFR. This is, effectively, a repayment of the borrowing need. This differs from the treasury management arrangements which ensure that cash is available to meet capital commitments. External debt can also be borrowed or repaid at any time, but this does not change the CFR. The total CFR can also be reduced by:-

- the application of additional capital financing resources (such as unapplied capital receipts); or
- charging more than the statutory revenue charge (MRP) each year through a Voluntary Revenue Provision (VRP).

The forecast CFR at the time of producing the Prudential indicators for 2021/22 was £146.084m. However, the actual CFR was significantly lower at £137.802m. The reduction in the HRA CFR is due to the underspend against the HRA budget, meaning there was no borrowing in 2021/22 for HRA. One of the reasons for the reduced Non-HRA CFR was the reduced amount of Unsupported Borrowing needed in relation to the Sustainable Communities for Learning programme in 2021/22. The expenditure was mainly funded by grant, hence reducing the need for borrowing. Another reason was that additional grants were awarded during the year to subsidise other funding sources such as Supported Borrowing. This meant less Supported Borrowing was needed and therefore reducing the CFR figure. However, in future years, this subsidised funding source will be used to fund the Capital Expenditure in 2022/23 and will increase the CFR.

- 6.4** The Authorised Borrowing Limit (£183m) and the Operational Boundary (£178m) were not breached during the year, with the amount of External debt peaking at £125.362m only.
- 6.5** The Financing costs as a proportion of net revenue stream for the General Fund (4.55%) was very close to the anticipated total (4.78%) meaning this indicator performed as expected, and also in line with the prior year. The Financing costs as a proportion of net revenue stream for the HRA (9.04%) was below the anticipated total (9.63%) which is due to the financing costs being lower and the net revenue stream being also being lower than expected at the time of producing the proposed indicator for 2021/22. The underspend on HRA reduced the amount of Revenue contributions needed to fund the capital programme in 2021/22 from £17.9m to £4.3m.

## **7. Looking forward to 2022/23 and beyond**

- 7.1** On 10 March 2022 the full Council approved the Treasury Management Strategy Statement for 2022/23. The Strategy Statement was based on the Capital Strategy and it is forecast that the Council will need to borrow an additional £14.7m in 2022/23 for the General Fund and HRA, a total of £14.4m in 2023/24 and a further total of £10.8m in 2024/25 to fund its Capital Programme. This additional borrowing will affect the General Fund with an increased Minimum Revenue Provision (MRP) being charged to fund the capital financing costs. In 2022/23 the forecast MRP is £4.2m, in 2023/24 £4.5m and £4.7m in 2024/25.
- 7.2** On 11 April 2022 the Isle of Anglesey County Council invested £10m with NatWest with an interest rate of 1.3%. The investment is for 6 months.
- 7.3** On 10 May 2022 the Isle of Anglesey County Council invested £7.5m with Santander with an interest rate of 1.47%. The investment is for 6 months.
- 7.4** On 17 May 2022 the Isle of Anglesey County Council invested £7.5m with Nationwide Building Society with an interest rate of 0.97%. The investment matured on 17 August 2022 and was rolled over for a further 3 months with an interest rate of 1.87%.
- 7.5** On 22 July 2022 a £7.5m investment with Goldman Sachs matured, and was rolled over for a further 5 months with an interest rate of 2.18%.
- 7.6** On 19 August 2022, a £1m borrowing from the PWLB was repaid by the Isle of Anglesey County Council. This loan was taken out on 03 July 2007 with an interest rate of 8.5%. There is a further £1.285m due to be repaid later in the 2022/23 financial year.

7.7 The interest receivable budget of £5k that was set for 2022/23 was based on the previous year's interest received, taking into account the low interest rates, limited investments in other Local Authorities and the fact investment returns remained at close to zero at the time of producing the interest receivable budget for 2022/23. However, with interest rates rising to above what was anticipated at the time of producing the 2022/23 budget and hence providing more opportunities for investment of surplus cash, interest received to quarter 1 of 2022/23 was £78k with a further £225k due to be received from existing investments, meaning the revised estimate of interest receivable for 2022/23 is £404k.

7.8 The latest interest rate forecast from Link Assets Services can be seen in the table below.

Link Group Interest Rate View	09.08.22												
	Sep-22	Dec-22	Mar-23	Jun-23	Sep-23	Dec-23	Mar-24	Jun-24	Sep-24	Dec-24	Mar-25	Jun-25	Sep-25
BANK RATE	2.25	2.50	2.75	2.75	2.75	2.50	2.50	2.25	2.25	2.25	2.25	2.25	2.00

## 8. Conclusion

The Council's Treasury Management performance during the year was in line with the strategy of low risk, low return investments and a planned approach to borrowing designed to minimise interest charges.

The performance against the Prudential Indicators set by the Council show that the Council's Treasury Management activities are being undertaken in a controlled way which ensure the financial security of the Council and do not place the Council at any significant financial risk in terms of unaffordable or excessive borrowing.

The Council's Treasury Management Strategy and its performance against the strategy take into account the external economic factors and it is constantly reviewed to ensure that it is the most appropriate strategy moving forward

## RECOMMENDATIONS

The Committee is recommended to:-

- (i) Note that the outturn figures in this report will remain provisional until the audit of the 2021/22 Statement of Accounts is completed and signed off; any resulting significant adjustments to the figures included in this report will be reported as appropriate;
- (ii) Note the provisional 2021/22 prudential and treasury indicators in this report;
- (iii) Consider the annual treasury management report for 2021/22

### Background papers:

Treasury Management Strategy Statement 2021/22  
 Prudential and Treasury Indicators 2021/22  
 Treasury Management Mid-Year Review Report 2021/22  
 Capital Outturn Report 2021/22

**R MARC JONES**  
**DIRECTOR OF FUNCTION (RESOURCES) &**  
**SECTION 151 OFFICER**

<b>ISLE OF ANGLESEY COUNTY COUNCIL</b>	
<b>REPORT TO:</b>	<b>ISLE OF ANGLESEY COUNTY COUNCIL</b>
<b>DATE:</b>	<b>26 JANUARY 2023</b>
<b>SUBJECT:</b>	<b>STATEMENT OF ACCOUNTS 2021/22</b>
<b>PORTFOLIO HOLDER(S):</b>	<b>COUNCILLOR ROBIN W WILLIAMS – PORTFOLIO HOLDER (FINANCE, CORPORATE BUSINESS &amp; CUSTOMER EXPERIENCE)</b>
<b>LEAD OFFICER(S):</b>	<b>R MARC JONES, DIRECTOR OF FUNCTION (RESOURCES) / SECTION 151 OFFICER</b>
<b>CONTACT OFFICER(S):</b>	<b>CLAIRE KLIMASZEWSKI</b> <a href="mailto:ClaireKlimaszewski@ynysmon.gov.wales">ClaireKlimaszewski@ynysmon.gov.wales</a>
<b>Nature and reason for reporting</b>	
Covering report for the presentation of the Statement of Accounts, commenting on the key issues arising since presentation of the draft Statement of Accounts 2021/22.	

## 1. Background

- 1.1 The Isle of Anglesey County Council's draft Statement of Accounts 2021/22 was presented to the Council's external auditors, Audit Wales, for audit on 20 June 2022. The detailed audit work is now substantially complete.
- 1.2 Subject to the Isle of Anglesey County Council's confirmation, the Accounts will be signed by the Director of Function (Resources) / Section 151 Officer and the Council's Chairman, and will be published following the receipt of the Auditor's Opinion.

## 2. Quality of the Process

- 2.1 The statutory deadline for the completion of the Audited Accounts for the financial year 2021/22 was again extended to 30th November 2022, to accommodate the working conditions in relation to the Coronavirus pandemic. This was extended further to 31 January 2023, due to two significant technical issues which affected all Welsh and English councils.
  - 2.1.1 The first was to allow additional valuations of each of the Council's assets which had not been revalued as of 31 March 2022 and might have materially changed in value. Assets are usually required to be revalued at least every five years. However, due to the significant rises in the market value of properties and widespread high inflation, each Council was asked to revalue assets for which values might materially have changed due to these economic changes. This additional work was completed by the Council's internal valuation team and also impacted on the accounting team.

**2.1.2** The second technical accounting issue relates to the valuation and accounting treatment of infrastructure assets, such as the highways, street furniture, street lighting and pathways. These assets are one of the few categories remaining which are valued on historic cost basis. Several audit bodies had raised concerns about potential duplication of the value of infrastructure when the assets are resurfaced and improvements made, but the original costs are not deducted from their value. This resulted in CIPFA providing guidance which highlighted that authorities do not hold sufficient information currently on individual highway assets to de-recognise the original costs. A temporary solution was proposed, and Welsh Government passed legislation to allow authorities to record infrastructure assets at net book value and to derecognise replaced parts at a nil book value, to allow authorities to put in place procedures to capture the relevant information in the future which is required to accurately account for these assets under the historic cost basis.

**2.2** This is the second year for the Statement of Accounts to be audited by Audit Wales (AW). The Council will continue to work with AW to ensure the Council's accounts are prepared to a high standard and that the Authority receives assurance that the accounts offer a true and fair view of the financial performance of the Council.

### **3. Amendment to the Accounts since the Draft Accounts were published in June 2022**

The audit testing identified some changes needed and some errors which the Audit team recommended were amended to ensure that the Accounts are materially correct. A summary of the material changes or corrections is included in AW ISA260 Audit report in Appendix 3, and are summarised below. One audit adjustment changed the Council Fund outturn for 2021/22, and is reported below as 3.1. The remaining changes are accounting adjustments which, under legislation prescribed by Welsh Government, are not allowed to impact on Council Fund balances, and are cancelled out in Note 6 and the Movement in Reserves Statement (MIRS) and, therefore, have a nil impact on the Council's usable balances.

**3.1** One of the audit adjustments impacted on the Council's revenue outturn 2021/22. This is not reported in the ISA260 as it was not a significant value, however, it is reported here as it impacts on the Council Fund reserves. The draft outturn of £4.798m was reported to the Executive on 28 June 2022. WAO has recommended that the Penhesgyn Landfill Site Provision is reduced by £228k, in line with the consultant's report which evaluated the site and recommended a provision of £4.411m. The previous balance was £228k higher at £4,639k. This increases the Council Fund revenue outturn for 2021/22 to £5.026m, and increases the Council Fund general reserve to £12.278m. In addition, the Council has £23.181m in earmarked reserves, £12.333m in the HRA reserve, £7.827m in schools reserves and £2.381m in the capital receipts reserve as of 31 March 2022. This equates to £58m of usable reserves. This information is shown in more detail in the narrative report and the Movement in Reserves Statement within the Statement of Accounts.

**3.2** The Council has taken advantage of the temporary relief for reduced disclosures related to infrastructure assets provided by the CIPFA code update and the 2022 amendments to the Local Authorities (Capital Finance and Accounting) (Wales) Regulations 2003. As noted above in 2.1.2, Note 13 Property, Plant and Equipment (PPE) previously included a column for infrastructure assets, which reported gross cost of infrastructure assets at £109.136m and £39.279m of accumulated depreciation. This has been removed from the PPE note and reported separately as Note 13b, showing as just the net book value and the value of the PPE in Note 13a. The disclosure on the face of the balance sheet has not changed as a result of this amendment.



- 3.3 Upon advice from Wales Audit Office, the Council revalued a number of assets which were at risk of being materially undervalued due to the significant cost increases and increases in the market value of properties. This is discussed above in 2.1.1. The additional valuation identified that the valuation of the HRA Council dwellings should increase by £22.590m, and that specialised buildings valued at £500k or higher which had not been valued at 31 March 2022, has resulted in an increase in the valuation of these buildings by £2.546m. This resulted in a total increase of £25.141m in the PPE value in the balance sheet.
- 3.4 The audit identified that the incorrect BCIS index was used to calculate updated valuations. This was corrected, which changed the valuation of PPE by £1.497m.
- 3.5 The PPE note also included a considerable number of assets which had been fully depreciated in the fixed asset register and, therefore, carried at a nil net book value in the balance sheet. However, whilst their net carrying value is nil, their cost and accumulated depreciation entries were still recorded in the note at £12.347m. These have now been derecognised and removed from the Council's asset register.
- 3.6 The audit recommended that an asset built as part of a joint venture with Welsh Government be reclassified, from assets under construction straight to investment properties. This reclassification of £3.156m was completed for the final accounts.
- 3.7 The ISA260 audit report also includes six other changes in Appendix 3.

#### **4. Recommendations**

- 4.1 To accept the Statement of Accounts 2021/22 and authorise the Director of Function (Resources) / Section 151 Officer to sign the accounts.
- 4.2 To note the increase in the Council Fund underspend by £228k for the financial year 2021/22, due to amendments made during the audit period which impacted on the Council Fund. This increases the underspend for the year from £4,798k to £5,026k.

**MARC JONES**  
**DIRECTOR OF FUNCTION (RESOURCES) / SECTION 151 OFFICER**

**19 JANUARY 2023**

# Ynys Môn

# THE ISLE OF Anglesey

## Statement of Accounts 2021/22



CYNGOR SIR  
YNYS MÔN  
ISLE OF ANGLESEY  
COUNTY COUNCIL

[www.ynysmon.llyw.cymru](http://www.ynysmon.llyw.cymru)

[www.anglesey.gov.wales](http://www.anglesey.gov.wales)



[cyngormon](https://www.facebook.com/cyngormon)

[ioacc](https://www.facebook.com/angleseycounty)

Page 16



[@cyngormon](https://twitter.com/cyngormon)

[@angleseycouncil](https://twitter.com/angleseycouncil)

## Contents

Reference	Description	Page
	Narrative Report	1
	The Statement of Responsibilities for the Statement of Accounts	8
	Audit Report	9
	Comprehensive Income and Expenditure Statement	13
	Expenditure and Funding Analysis	14
	Movement in Reserves Statement	15
	Balance Sheet	16
	Cash Flow Statement	17
	Note to Accounts	18
Note 1	Note to the Expenditure and Funding Analysis	18
Note 2	Accounting Standards that have been issued but have not yet been adopted	19
Note 3	Critical judgements in applying Accounting Policies	19
Note 4	Assumptions made about future and other major sources of estimation uncertainty	19
Note 5	Events after Balance Sheet date	22
Note 6	Adjustments between accounting basis and funding basis under Regulations	23
Note 7	Earmarked Reserves	25
Note 8	Capital Receipts Reserve	27
Note 9	Unusable Reserves	27
Note 10	Other Operating Expenditure	30
Note 11	Financing and Investment Income and Expenditure	30
Note 12	Taxation and Nonspecific Grant Income	30
Note 13	Non-current Assets – Property, Plant and Equipment (PPE)	31
Note 14	Significant Capital Commitments	34
Note 15	Heritage Assets	34
Note 16	Investment Properties	36
Note 17	Capital Expenditure and Financing	37
Note 18	Debtors	38
Note 19	Cash and Cash Equivalents	38
Note 20	Creditors	38
Note 21	Provisions	39
Note 22	Cash Flow from Operating Activities	39
Note 23	Cash Flow from Investing Activities	40
Note 24	Cash Flow from Financing Activities	40
Note 25a	Expenditure and Income Analysed by Nature	40

<b>Reference</b>	<b>Description</b>	<b>Page</b>
Note 25b	Segmental Income	41
Note 26	Members' Allowances	42
Note 27	Officers' Remuneration	42
Note 28	Termination Payments	44
Note 29	External Audit Fees	45
Note 30	Grants Income	46
Note 31	Related Parties	48
Note 32	Trust Funds	51
Note 33	Teachers' Pension Scheme	52
Note 34	Local Government Defined Benefit Pension Scheme	53
Note 35	Financial Instruments	57
Note 36	The Nature and Extent of Risks arising from Financial Instruments	60
Note 37	Joint Committees and Pooled Budgets	65
Note 38	Agency Arrangements	67
Note 39	Council Tax	68
Note 40	Non-Domestic Rates (NDR)	69
Note 41	Accounting Policies	71
HRA Account	Housing Revenue Account (HRA) - Income and Expenditure Statement - Statement of Movement on the HRA balance Notes to the HRA	94
Appendix 1	Related Party disclosure – Stakeholder representation with third party organisations	98
Appendix 2	Glossary	100

## **Narrative Report**

The Statement of Accounts is produced annually to give electors, local taxpayers, Members of the Council, employees and other interested parties, clear information about the Council's finances.

This narrative report, which is a key section of the accounts, aims to provide an effective guide to the most significant matters reported in the accounts. This is in order to provide a fair, balanced and easy to understand explanation of the Council's financial position and to assist in the interpretation of the financial statements.

The Accounts and Audit (Wales) Regulations 2014 came into force on 31 March 2015, as amended by the Accounts and Audit (Wales) (Amendment) Regulations 2018. These regulations require Welsh Local Authorities to prepare a Statement of Accounts in accordance with these regulations and proper practices.

**The Statement of Accounts consist of:-**

**Core Financial Statements:-**

The Statement of Accounts includes the core financial statements, which are:-

1. **The Comprehensive Income and Expenditure Statement (CIES)** – shows the accounting cost in the year of providing services, in accordance with generally accepted accounting practices, rather than the amount to be funded from taxation.
2. **Expenditure and Funding Analysis (EFA)** – shows the information in the CIES but also provides the accounting adjustments which are cancelled out in Note 7 to ensure that these adjustments are not funded by Council Tax Payers. The first column of the Expenditure and Funding Analysis provides the real impact of the year's financial performance on the Council and HRA's balances and reserves.
3. **The Movement in Reserves Statement (MIRS)** – shows the movement in the year of reserves held by the Council, analysed between 'usable' and 'unusable' reserves. The statement shows the true economic cost of providing the Authority's services and how those costs are funded from the various reserves.
4. **The Balance Sheet** – shows the value as at the Balance Sheet date of the assets and liabilities recognised by the Authority. The net assets are matched by reserves held by the Authority.
5. **The Cash Flow Statement** – shows the changes in cash and cash equivalents of the Council during the reporting period.

### **The Isle of Anglesey County Council Vision and Priorities**

The Isle of Anglesey County Council is a unitary authority and serves a population of approximately 70,000, situated on the north coast of Wales with an area of 276 square miles. Anglesey is by far the largest island in Wales, and the seventh largest in the British Isles. Anglesey is also the largest island in the Irish Sea by area, and the second most populous island in the British Isles.

The Council is a politically-led organisation and has adopted a Leader and Cabinet model. The Council had 30 elected Members representing 11 multi-Member wards at 31 March 2022. Elections were held on 5 May 2022 for all Council seats, following which the successful candidates formed the full Council, which will remain in place until early May 2027. The new Council includes 5 additional Councillors and 3 additional wards. These are needed to help meet all the work demands on elected Members. The Council's key aim is to work towards an Anglesey that is healthy and prosperous where families can thrive.

## **The Transitional Plan 2022/23**

The Council Plan 2017-22 expired on 31 March 2022. A new Transitional Plan 2022/23 was published to help the Council plan for the transition into learning to live with Covid-19.

The plan informs the decision-making process at all levels in the Council, and:-

- Sets the framework we use to plan, drive and deliver our services;
- Influences how and the way that we shape our budget annually; and
- Helps to monitor progress and assess what we achieve annually.

The key theme throughout the plan is the ambition to work collaboratively with our fellow citizens, communities and partners to ensure high quality services that will improve the quality of life for everyone on the Island.

The priorities that the Authority has set itself during this period are:-

- Re-energising the local economy and embedding positive economic change;
- Enabling the visitor and hospitality sectors to capitalize on the Island's increased popularity, whilst protecting our assets and communities;
- Maintaining and modernising critical community services, such as care and education, across the Island.

The plan summarises the actions the Council undertook in response to the Pandemic, and acknowledges that adapting for the next stage in the response to the virus with reduced restrictions and increased uncertainty will continue to be challenging, and the above priorities were developed with this in mind. The plan also highlights the Council's continuing commitment to achieving the Council's well-being objectives and national goals which will help the Council achieve its vision of "an Anglesey which is healthy and prosperous where families can thrive".

<https://www.anglesey.gov.wales/en/Council/Measuring-our-performance/Council-Plan-and-performance.aspx>

In addition to the Transitional Plan 2022/23, the Council is consulting with citizens of Anglesey and other stakeholders on a more medium-term Council Plan for the five year period 2022-27. This will align with the priorities of the new Council elected in May 2022.

## **Financial Scenario**

All 22 councils in Wales received a better than expected funding settlement from Welsh Government for 2021/22, at an all Wales average of an increase of 3.8%, with Anglesey receiving an increase of 3.4%. The final settlement for the next financial year, 2022/23, is significantly higher at 9.2%. This will help the Council increase funding for demand-led services, such as social care, and will be used to increase capacity in services which had been subject to nearly a decade of budget cuts. In addition, it will fund certain policy decisions that the Welsh Government wish Councils to implement, the main one being the funding of the real living wage for care staff. The increased budget will also help fund the additional inflationary pressures which are affecting all aspects of society.

The Council will continue to look for ways to improve services, making them more efficient and of the best quality. These improvements include continuing to modernise the way we work.

There are many challenges ahead, with the biggest challenge for the Authority, its partners as well as communities, being the wide-reaching health, wellbeing and economic impact of the Coronavirus. The Council, working together with the people, communities and partner agencies of Anglesey, is doing all it can to protect businesses, employees and support vulnerable individuals from this uniquely serious crisis.

## **The Budget**

The Council's Budget and Medium Term Financial Strategy for 2021/22 was adopted by the Council at its meeting on 9 March 2021, and it provides an overall picture of the financial position of the Council and ensures that the Council funding is allocated to meet its priorities. The Medium Term Financial Strategy is available at:-

<http://democracy.anglesey.gov.uk/ieListDocuments.aspx?CId=127&MId=3680&Ver=4&LLL=0> –  
item 10

The settlement was better than anticipated and would provide the Council with £104,825k, which is an increase in cash terms of £3,545k (3.5%) but, after allowing for grants transferring into the settlement and the effect of the change in the Council's tax base, the adjusted increase was £3,456k (3.4%). However, the allocation from Welsh Government changed during the year, with additional funding of £1,389k being provided through the Revenue Support Grant (RSG). Council tax was set at an increase of 2.75%, which meant that the charge for a Band D property would be £1,340.64.

The revenue budget was set at £147,420k. The Council also resolved to approve the Capital Strategy 2021/22 and the Initial Capital Programme 2021/22 of £36,155k, as well as the Treasury Management Strategy Statement for 2021/22.

## **Budget Monitoring**

The Council has a well-established procedure for monitoring the budgets. This allows the Council to mitigate any overspending and provide additional funding from reserves for instances where demand for service is required. Both the Revenue and Capital information, alongside HRA, are reported to the Finance Scrutiny Subgroup, the Scrutiny Committee and then the Executive on a quarterly basis, which facilitates a level of challenge as well as being able to mitigate and impacts that are likely to occur for services.

## **Performance**

<https://democracy.anglesey.gov.uk/ieListDocuments.aspx?CId=134&MId=4025&Ver=4&LLL=0>

Agenda Item 5

## **Revenue Expenditure 2021/22**

The Statement of Accounts sets out the Council's spending and funding in line with accounting requirements. The Council measures financial performance against planned activity in the form of the Council's management accounts. In 2021/22, the Council reported an underspend of £5,026k against a planned activity of £147,120k (net budget).

Covid-19 has had a significant effect on the Council's finances, £6,153k has been claimed from the Hardship Fund by the end of the year. This is split into £5,736k for additional costs and income losses of £417k.

A significant number of Grants were received late in the financial year, which has resulted in the financial position being better than anticipated. These include waste grants, Social Service pressures grants and additional revenue support grant.

The table below reflects the final budget for 2021/22 and actual income and expenditure against it:-

Services	Annual Budget £'000	Outturn £'000	Variance £'000
Lifelong Learning	54,816	54,560	(256)
Adult Services	27,736	27,599	(137)
Children's Services	11,196	10,832	(364)
Housing	1,244	1,117	(127)
Highways, Waste, Property	16,079	14,589	(1,490)
Regulation	4,352	3,654	(698)
Transformation	5,871	5,483	(388)
Resources	3,243	3,019	(224)
Council Business & Corporate Finance	22,583	21,241	(1,342)
<b>Total Council Fund</b>	<b>147,120</b>	<b>142,094</b>	<b>(5,026)</b>

The impact of an underspend means that the Council increased its general reserves by £5,026k.

However, the CIES and the removal of accounting adjustments which are detailed in Note 6, the Expenditure and Funding Analysis and Movement in Reserves, when added together, show the impact for the year on Council funds.

The table below shows that, when all the accounting adjustments (detailed in Note 6) are cancelled out, there was an underspend (surplus of income over expenditure) of £18,020k. This, therefore, led to an increase in Council usable balances to £58,000k.

	£'000
<b>Council usable reserves / balances 1 April 2021</b>	<b>(39,980)</b>
Deficit / (Surplus) on the Provision of Services 2021/22 - CIES	(6,062)
Adjustments to remove impact of accounting adjustments which do not affect the Council Fund - See Note 6	(11,958)
<b>Revised Deficit / (Surplus) affecting Council Balances (including HRA)</b>	<b>(18,020)</b>
<b>Council Usable Reserves / Balances 31 March 2022</b>	<b>(58,000)</b>

### Summary of Movements in Council Reserves 2021/22

	Council Fund General Reserve	Council Fund Earmarked Reserves	Housing Revenue Account (HRA) Reserve	School Reserves	Capital Receipts Reserve	Total Usable Reserves
Items impacting on the Council's Reserve 2021/22	£'000	£'000	£'000	£'000	£'000	£'000
Opening Balance on Council General Reserve 1 April 2021	(11,437)	(14,079)	(9,723)	(3,974)	(767)	(39,980)
Net over / (underspend) 2021/22	(5,026)	-	(3,345)	(3,853)	(1,614)	(13,838)
Council Balance after over / (underspend)	(16,463)	(14,079)	(13,068)	(7,827)	(2,381)	(53,818)
Net transfers from/(to) Reserves for approved funding	4,185	(9,102)	735	-	-	(4,182)
<b>General Reserve Balance at 31 March 2022</b>	<b>(12,278)</b>	<b>(23,181)</b>	<b>(12,333)</b>	<b>(7,827)</b>	<b>(2,381)</b>	<b>(58,000)</b>



## Capital Expenditure

The capital programme supports the Council's wider objective to deliver services and to support economic growth.

In March 2021, the Council approved a Capital Programme for non-housing services of £15,842k for 2021/22, and a Capital Programme of £20,313k for the Housing Revenue Account (HRA). In addition, in June 2021, the Executive approved capital slippage of £11,898k to be brought forward from 2020/21, bringing the Capital Programme for non-housing services to £25,492k, and £22,561k for the HRA. Since the budget setting process, there have been additional schemes added onto the programme, most of which are grant funded, which amounted to £15,445k. This brings the total Capital budget for 2021/22 to £63,498k.

The programme has made steady progress in year, achieving a delivery rate of 52.7%. It is expected that most of the remaining schemes will be delivered over the coming few years. From this total spend of £33,457k, £25,912k was capitalised and added to the value of assets in the Council's Balance Sheet. The remainder was charged to the Comprehensive Income and Expenditure Statement, as it was either in support of assets that are not in direct Council ownership (£1,790k) or did not increase the value of the capital assets (£5,755k).

The table below details the expenditure that has been capitalised, per service:-

Services	2021/22 £'000	2020/21 £'000
Lifelong Learning	8,833	3,878
Adult Services	923	880
Housing	1,019	1,212
Housing HRA	9,723	12,622
Highways, Waste, Property	9,700	11,000
Regulation	2,465	2,766
Transformation	794	771
<b>Total</b>	<b>33,457</b>	<b>33,129</b>

A note of the Authority's current borrowing facilities and capital borrowing:-

Funded By	Amount £'000	Percentage %
Unsupported Borrowing	2,485	7.4%
Supported Borrowing	1,764	5.3%
Capital Grants	22,486	67.2%
Capital Receipts	312	0.9%
Revenue Contribution	4,484	13.4%
Loan	531	1.6%
Capital Reserve	1,395	4.2%
<b>Total</b>	<b>33,457</b>	<b>100%</b>

As at 31 March 2022, the Authority had £125,349k of External Borrowing (excluding accrued interest of £1,892k). At this time, the Authority's Capital Financing Requirement (CFR), which essentially is a measure of the Council's underlying borrowing need, was £137,804k. In the Treasury Management Strategy Statement for 2021/22, the Authorised Borrowing Limit approved by the Council was £183m, therefore, the Authority is well within its borrowing limit.

## Reserves, financial performance and financial position

The Council's General Fund balance as at 31 March 2022 stood at £12,278k, which equates to 8.3% of the net revenue budget for 2021/22. The Council's financial strategy aims to hold a minimum of 5% of the net revenue budget as General Balances (£7,400k). As a result, the Council's General Balance is higher than the target. During the year, the recommended Minimum Council Fund general reserve was increased to £9,000k due to uncertainty arising from Covid-19 and the potential for increased demand for the Council's services as Covid-19 restrictions were relaxed.

The financial performance for 2021/22 showed a net underspend of £5,026k and was due to receipt of funding from the Welsh Government during the pandemic and the services provided to the public was limited.

## Housing Revenue Account

The Council's Housing Revenue Account balance stood at £12,333k as at 31 March 2022. The reserve is earmarked to fund the cost of the development of new properties as set out in the Council's 30 year HRA Business Plan. Any significant reduction in the HRA reserve as a result of the pandemic will lead to a reduction in the planned new development programme.

## Coronavirus

The Welsh Government has provided various grants and financial support throughout the pandemic. This financial year, the Council has claimed £6,153k in additional funding, of which £4,144k has been received by 31 March 2022.

Analysis of the amount received can be obtained in the Revenue Outturn Report presented to Executive 28 June 2022.

<https://democracy.anglesey.gov.uk/ieListDocuments.aspx?CId=134&MId=4022&Ver=4&LLL=0>

## Provisions

The Council's total provisions amounted to £5,047k at 1 April 2021. During the year, the balance decreased by £132k to £4,915k. Insurance coverage was increased to £387k in line with estimated need. The total short-term provisions amounted to £504k, to accommodate expected future costs that may arise from past liabilities. A total of £45k of Penhesgyn provision was used to fund costs relating to the landfill site during 2021/22. In addition, the total provision for Penhesgyn Waste Site was reduced by £228k due to the recommendation in a revised consultancy report on the condition of the landfill site and estimated costs to maintain and treat the site.

Details of the movements in provisions are shown in Note 21 Provisions.

## Pensions

**Teachers' Pension Scheme** - Teachers employed by the Council are members of the Teachers' Pension Scheme, administered by the Department for Education. The scheme provides teachers with specified benefits upon their retirement and the Council contributes towards the costs by making contributions based on a percentage of members' pensionable salaries.

**Local Government Pension Scheme** - As part of the terms and conditions of employment of its officers and other employees, the Council offers retirement benefits by participating in the Gwynedd Pension Fund administered by Gwynedd Council. This is a funded scheme, meaning that the Council and employees pay contributions into a fund, calculated at a level intended to balance the pension's liabilities with investment assets. Benefits will not actually be payable until employees retire, but the Council has a commitment to make the payments to the Pension Fund that need to be disclosed at the time that the employees earn their future entitlement.

The Movement-in-Reserves Statement and the Comprehensive Income and Expenditure Statement show the pensions benefits earned in the year, adjusted as necessary to reflect that part of the pensions costs that is not met from Council Taxpayers. The net liability has decreased by £55,062k to £121,199k in 2021/22. However, £111k of this relates to pensions liabilities for the Council's share of the North Wales Economic Ambition Board joint committee. Details regarding pensions can be seen in Note 35.

### **Working with Partners**

The Council is currently working in partnership with the five other North Wales Local Authorities on the North Wales Economic Ambition Board (NWEAB). The board has been awarded over £240,000k of UK and Welsh Government funding, along with private sector investment. The board started to receive some of this funding in 2021/22. As with any large-scale funding projects, there are risks surrounding project delivery and financing any borrowing that is required. The Council is also working with Welsh Government on the construction and provision of business units. The Penrhos Business Units phase 1 project is complete with all units let to business customers. Additional units will be constructed under phase 2 of the Penrhos project. These two phases have helped secure external funding for a phase 3 for the construction of more business units, though phase 3 is not part of the joint venture.

### **Going Concern**

The accounts are prepared on the 'going concern' basis. This means that the accounts have been prepared on the basis of the Council continuing in its current form into the future. The Isle of Anglesey County Council was created by statute / law in 1996 and will continue in its current form until changed by statute.

### **Changes in Accounting Policy**

The only change to the Council's Accounting Policies for 2021/22 is the change in the number of years Infrastructure Assets are depreciated for on a straight-line basis, from up to 30 years to up to 45 years. This will better reflect the useful economic lives of some infrastructure assets. The Statement of Accounts is supplemented with the Annual Governance Statement (AGS) 2021/22. The AGS provides an overview of the Council's governance framework. It also provides a summary of reports and reviews which comment on governance and performance issues relating to the Council, and is presented alongside the Statement of Accounts.

## STATEMENT OF RESPONSIBILITIES FOR THE STATEMENT OF ACCOUNTS

### The Isle of Anglesey County Council's responsibilities

The Isle of Anglesey County Council is required to:-

- make arrangements for the proper administration of its financial affairs and to secure that one of its officers has the responsibility for the administration of those affairs. In this Council, that officer is the Director of Function (Resources) who is also the designated Section 151 Officer;
- manage its affairs to secure economic, efficient and effective use of resources and safeguard its assets;
- approve the Statement of Accounts.

### The Section 151 Officer's responsibilities

The Section 151 Officer is responsible for the preparation of the Council's Statement of Accounts in accordance with proper practices as set out in the CIPFA/LASAAC Code of Practice on Local Authority Accounting in the United Kingdom ("The Code").

In preparing this Statement of Accounts, the Section 151 Officer has:-

- selected suitable accounting policies and then applied them consistently;
- made judgements and estimates that were reasonable and prudent;
- complied with CIPFA Local Authority Code of Practice.

The Section 151 Officer has also:-

- kept proper accounting records, which were up to date;
- taken reasonable steps for the prevention and detection of fraud and other irregularities.

### Certificate

I certify that this Statement of Accounts gives a true and fair view of the financial position of the Isle of Anglesey County Council at the accounting date and its income and expenditure for the year ended 31 March 2022:-

**Signed:**

**Richard Marc Jones FCPFA  
DIRECTOR OF FUNCTION (RESOURCES) AND SECTION 151 OFFICER**

**Signed:**

**Councillor Dafydd Roberts  
CHAIR ISLE OF ANGLESEY COUNTY COUNCIL**

**Date:**

## The independent auditor's report of the Auditor General for Wales to the members of Isle of Anglesey County Council

### Opinion on financial statements

I have audited the financial statements of Isle of Anglesey County Council for the year ended 31 March 2022 under the Public Audit (Wales) Act 2004. Isle of Anglesey County Council's financial statements comprise the Expenditure and Funding Analysis, the Movement in Reserves Statement, the Comprehensive Income and Expenditure Statement, the Balance Sheet, the Cash Flow Statement, the Movement on the Housing Revenue Account Statement, the Housing Revenue Account Income and Expenditure Statement and the related notes, including a summary of significant accounting policies.

The financial reporting framework that has been applied in their preparation is applicable law and UK adopted international accounting standards as interpreted and adapted by the Code of Practice on Local Authority Accounting in the United Kingdom 2021-22.

In my opinion the financial statements:

- give a true and fair view of the financial position of Isle of Anglesey County Council as at 31 March 2022 and of its income and expenditure for the year then ended; and
- have been properly prepared in accordance with legislative requirements and UK adopted international accounting standards as interpreted and adapted by the Code of Practice on Local Authority Accounting in the United Kingdom 2021-22.

### Basis of opinion

I conducted my audit in accordance with applicable law and International Standards on Auditing in the UK (ISAs (UK)) and Practice Note 10 'Audit of Financial Statements of Public Sector Entities in the United Kingdom'. My responsibilities under those standards are further described in the auditor's responsibilities for the audit of the financial statements section of my report. I am independent of Isle of Anglesey County Council in accordance with the ethical requirements that are relevant to my audit of the financial statements in the UK including the Financial Reporting Council's Ethical Standard, and I have fulfilled my other ethical responsibilities in accordance with these requirements. I believe that the audit evidence I have obtained is sufficient and appropriate to provide a basis for my opinion.

### Conclusions relating to going concern

In auditing the financial statements, I have concluded that the use of the going concern basis of accounting in the preparation of the financial statements is appropriate.

Based on the work I have performed, I have not identified any material uncertainties relating to events or conditions that, individually or collectively, may cast significant doubt on Isle of Anglesey County Council's ability to continue to adopt the going concern basis of accounting for a period of at least twelve months from when the financial statements are authorised for issue.

My responsibilities and the responsibilities of the responsible financial officer with respect to going concern are described in the relevant sections of this report.

### Other Information

The other information comprises the information included in the Statement of Accounts other than the financial statements and my auditor's report thereon. The Responsible Financial Officer is responsible for the other information contained within Statement of Accounts. My opinion on the financial statements does not cover the other information and, except to the extent otherwise explicitly stated in my report, I do not express any form of assurance conclusion thereon.

My responsibility is to read the other information and, in doing so, consider whether the other information is materially inconsistent with the financial statements or knowledge obtained in the course of the audit, or otherwise appears to be materially misstated. If I identify such material inconsistencies or apparent material misstatements, I am required to determine whether this gives rise to a material misstatement in the financial statements themselves. If, based on the work I have performed, I conclude that there is a material misstatement of this other information, I am required to report that fact.  
I have nothing to report in this regard.

## **Report on other requirements**

### **Opinion on other matters**

In my opinion, based on the work undertaken in the course of my audit:

- the information contained in the Narrative Report for the financial year for which the financial statements are prepared is consistent with the financial statements and the Narrative Report has been prepared in accordance with the Code of Practice on Local Authority Accounting in the United Kingdom 2021-22;
- The information given in the Governance Statement for the financial year for which the financial statements are prepared is consistent with the financial statements and the Governance Statement has been prepared in accordance with guidance.

### **Matters on which I report by exception**

In the light of the knowledge and understanding of Isle of Anglesey County Council and its environment obtained in the course of the audit, I have not identified material misstatements in the Narrative Report or the Governance Statement.

I have nothing to report in respect of the following matters, which I report to you, if, in my opinion:

- adequate accounting records have not been kept, or returns adequate for my audit have not been received from branches not visited by my team;
- the financial statements are not in agreement with the accounting records and returns;  
or
- I have not received all the information and explanations I require for my audit.

## **Responsibilities**

### **Responsibilities of the responsible financial officer for the financial statements**

As explained more fully in the Statement of Responsibilities for the Statement of Accounts, the responsible financial officer is responsible for the preparation of the Statement of Accounts, which give a true and fair view, and for such internal control as the responsible financial officer determines is necessary to enable the preparation of statements of accounts that are free from material misstatement, whether due to fraud or error.

In preparing the statement of accounts, the responsible financial officer is responsible for assessing the Isle of Anglesey County Council's ability to continue as a going concern, disclosing as applicable, matters related to going concern and using the going concern basis of accounting unless deemed inappropriate.

### **Auditor's responsibilities for the audit of the financial statements**

My objectives are to obtain reasonable assurance about whether the financial statements as a whole are free from material misstatement, whether due to fraud or error, and to issue an auditor's report that includes my opinion. Reasonable assurance is a high level of assurance but is not a guarantee that an audit conducted in accordance with ISAs (UK) will always detect a material misstatement when it exists. Misstatements can arise from fraud or error and are considered material if, individually or in the aggregate, they could reasonably be

expected to influence the economic decisions of users taken on the basis of these financial statements.

Irregularities, including fraud, are instances of non-compliance with laws and regulations. I design procedures in line with my responsibilities, outlined above, to detect material misstatements in respect of irregularities, including fraud.

My procedures included the following:

- Enquiring of management, Isle of Anglesey County Council's Head of Internal Audit and those charged with governance, including obtaining and reviewing supporting documentation relating to policies and procedures concerned with:
  - identifying, evaluating and complying with laws and regulations and whether they were aware of any instances of non-compliance;
  - detecting and responding to the risks of fraud and whether they have knowledge of any actual, suspected or alleged fraud; and
  - the internal controls established to mitigate risks related to fraud or non-compliance with laws and regulations.
- Considering as an audit team how and where fraud might occur in the financial statements and any potential indicators of fraud. As part of this discussion, I identified potential for fraud in management override.
- Obtaining an understanding of Isle of Anglesey County Council's framework of authority as well as other legal and regulatory frameworks that Isle of Anglesey County Council operates in, focusing on those laws and regulations that had a direct effect on the financial statements or that had a fundamental effect on the operations of the Isle of Anglesey County Council.

In addition to the above, my procedures to respond to identified risks included the following:

- reviewing the financial statement disclosures and testing to supporting documentation to assess compliance with relevant laws and regulations discussed above;
- enquiring of management, the Governance and Audit Committee and legal advisors about actual and potential litigation and claims;
- reading minutes of meetings of those charged with governance;
- in addressing the risk of fraud through management override of controls, testing the appropriateness of journal entries and other adjustments; assessing whether the judgements made in making accounting estimates are indicative of a potential bias; and evaluating the business rationale of any significant transactions that are unusual or outside the normal course of business.

I also communicated relevant identified laws and regulations and potential fraud risks to all audit team members and remained alert to any indications of fraud or non-compliance with laws and regulations throughout the audit.

The extent to which my procedures are capable of detecting irregularities, including fraud, is affected by the inherent difficulty in detecting irregularities, the effectiveness of the Isle of Anglesey County Council's controls, and the nature, timing and extent of the audit procedures performed.

A further description of the auditor's responsibilities for the audit of the financial statements is located on the Financial Reporting Council's website:

[www.frc.org.uk/auditorsresponsibilities](http://www.frc.org.uk/auditorsresponsibilities). This description forms part of my auditor's report.

**Certificate of completion of audit**

I certify that I have completed the audit of the accounts of Isle of Anglesey County Council in accordance with the requirements of the Public Audit (Wales) Act 2004 and the Auditor General for Wales' Code of Audit Practice.

Adrian Crompton  
Auditor General for Wales  
31 January 2023

24 Cathedral Road  
Cardiff  
CF11 9LJ



## COMPREHENSIVE INCOME AND EXPENDITURE STATEMENT FOR YEAR ENDED 31 MARCH 2022

This statement shows the accounting cost in the year of providing services in accordance with generally accepted accounting practices, rather than the amount to be funded from taxation. The Services reported below are based on the organisational structure of the Council. The Council raises taxation to cover expenditure in accordance with regulations, which may be different from the accounting cost. The taxation position is shown in the Movement in Reserves Statement.

2021/22			Services	Note	2020/21		
Gross Expenditure £'000	Gross Income £'000	Net Expenditure £'000			Gross Expenditure £'000	Gross Income £'000	Net Expenditure £'000
77,543	(18,415)	59,128	Lifelong Learning		70,172	(16,017)	54,155
46,593	(16,887)	29,706	Adult Services		43,090	(14,175)	28,915
18,826	(6,201)	12,625	Children's Services		14,914	(4,141)	10,773
8,214	(6,484)	1,730	Housing		7,373	(6,091)	1,282
31,252	(9,192)	22,060	Highways, Property and Waste		28,647	(9,055)	19,592
14,734	(9,333)	5,401	Regulation and Economic Development		11,420	(6,513)	4,907
6,653	(291)	6,362	Transformation		5,754	(416)	5,338
31,969	(22,723)	9,246	Resources		34,142	(25,642)	8,500
2,337	(427)	1,910	Council Business		1,962	(334)	1,628
2,996	(781)	2,215	Corporate and Democratic Costs		3,843	(1,792)	2,051
588	-	588	Corporate Management		522	-	522
26	-	26	Non-distributed costs		7	-	7
16,029	(19,457)	(3,428)	Housing Revenue Account (HRA)		18,358	(19,080)	(722)
<b>257,760</b>	<b>(110,191)</b>	<b>147,569</b>	<b>Deficit on Continuing Operations</b>		<b>240,204</b>	<b>(103,256)</b>	<b>136,948</b>
		17,076	Other operating expenditure	10			14,801
		9,559	Financing and investment income and expenditure	11a			9,405
		(180,266)	Taxation and non-specific grant income	12			(171,473)
		<b>(6,062)</b>	<b>(Surplus)/Deficit on Provision of Services</b>				<b>(10,319)</b>
		1,924	Impairment losses on non-current assets charged to the Revaluation Reserve	9b			9,739
		(31,870)	Surplus on revaluation of non-current assets	9b			(19,778)
		(72,063)	Re-measurement of net Pension liability	9c & 34			44,483
		<b>(102,009)</b>	<b>Other Comprehensive Income and Expenditure</b>				<b>34,444</b>
		<b>(108,071)</b>	<b>Total Comprehensive Income and Expenditure</b>				<b>24,125</b>

## EXPENDITURE AND FUNDING ANALYSIS

The Expenditure and Funding Analysis (EFA) aims to show the real impact of the year's financial performance on the Council's balances. The Comprehensive Income and Expenditure Statement (CIES) includes many accounting adjustments, such as depreciation and pension adjustments, which, by law, are not allowed to be funded by Council Tax. These are not true costs which affect Council usable balances. To ensure that these accounting costs do not affect Council tax payers and Council funds, these costs are cancelled out in the EFA and are also shown in the Movement in Reserves Statement (MIRS) and Note 6. These are shown in column B in the EFA, called Adjustments between Funding and Accounting Basis. Column A on the EFA shows the costs properly incurred against Council Funds. This shows a surplus balance; it is calculated by deducting column B from the CIES net expenditure in column C. This helps to identify usable Council balances, without these accounting adjustments. The impact of these statutory accounting adjustments is shown in the unusable reserves column in the MIRS. Note 1a summarises the type of accounting adjustments which are not funded by the Council.

2021/22			Services	2020/21		
Net Expenditure Chargeable to the General Fund and HRA Balances - A = C - B £'000	Adjustments between Funding and Accounting Basis - B £'000	Net Expenditure in the Comprehensive Income and Expenditure Statement - C £'000		Net Expenditure Chargeable to the General Fund and HRA Balances - A = C - B £'000	Adjustments between Funding and Accounting Basis - B £'000	Net Expenditure in the Comprehensive Income and Expenditure Statement - C £'000
49,554	9,574	59,128	Lifelong Learning	47,257	6,898	54,155
26,279	3,427	29,706	Adult Services	26,953	1,962	28,915
10,899	1,726	12,625	Children's Services	9,921	852	10,773
1,144	586	1,730	Housing	1,073	209	1,282
14,505	7,555	22,060	Highways, Property and Waste	13,825	5,767	19,592
2,954	2,447	5,401	Regulation and Economic Development	3,020	1,887	4,907
5,123	1,239	6,362	Transformation	4,446	892	5,338
8,437	809	9,246	Resources	8,069	431	8,500
1,558	352	1,910	Council Business	1,463	165	1,628
2,219	(4)	2,215	Corporate and Democratic Costs	1,271	780	2,051
567	21	588	Corporate Management	522	-	522
-	26	26	Non-distributed costs	-	7	7
357	(3,785)	(3,428)	Housing Revenue Account (HRA)	2,463	(3,185)	(722)
<b>123,596</b>	<b>23,973</b>	<b>147,569</b>	<b>Net Cost of Services</b>	<b>120,283</b>	<b>16,665</b>	<b>136,948</b>
(141,616)	(12,015)	(153,631)	Other Income and Expenditure	(134,318)	(12,949)	(147,267)
<b>(18,020)</b>	<b>11,958</b>	<b>(6,062)</b>	<b>(Surplus) or Deficit on the Provision of Services</b>	<b>(14,035)</b>	<b>3,716</b>	<b>(10,319)</b>
(39,980)			Opening General Fund and HRA balance at 1 April	(1)		
(18,020)			Less Surplus on General Fund and HRA Balance in Year	(25,944)		
<b>(58,000)</b>			<b>Closing Council Fund Balances and HRA Balance at 31 March</b>	<b>(39,980)</b>		
(45,667)	Comprised of:			(30,257)		
(12,333)	Council Fund			(9,723)		
<b>(58,000)</b>	HRA			<b>(39,980)</b>		
					Comprised of:	
					Council Fund	
					HRA	

## MOVEMENT IN RESERVES STATEMENT FOR YEAR ENDED 31 MARCH 2022

This Statement shows the movement in the year on the different reserves held by the Council, analysed into 'usable reserves' (i.e. those that can be applied to fund expenditure or reduce local taxation) and other reserves. The (Deficit)/Surplus on the 'provision of services' line shows the true economic cost of providing the Council's services, more details of which are shown in the Comprehensive Income and Expenditure Statement. This is different from the statutory amounts required to be charged to the Council Fund Balance for Council Tax setting purposes and the Housing Revenue Account for rent setting purposes. The 'Net (Decrease)/Increase before transfers to earmarked reserves' line shows the in-year movement on the Council Fund and Housing Revenue Account balances before any discretionary transfers to or from earmarked reserves are made by the Council.

	Council Fund Balance £'000	Earmarked Council Fund Reserves (Note 7) £'000	HRA Balance (Supplementary Financial Statements) £'000	Capital Receipts Reserve (Note 8) £'000	Schools Balances £'000	Total Usable Reserves £'000	Total Unusable reserves (Note 9) £'000	Total Reserves (of the Council) £'000
<b>Balance 1 April 2020</b>	<b>7,060</b>	<b>8,760</b>	<b>8,597</b>	<b>1,330</b>	<b>197</b>	<b>25,944</b>	<b>162,342</b>	<b>188,286</b>
<b>Movement in reserves during the year</b>								
Adjustment to opening balance	1					1		1
Surplus/(Deficit) on provision of services	5,978	-	4,341	-	-	10,319	-	10,319
Other Comprehensive Income and Expenditure	-	-	-	-	-	-	(34,444)	(34,444)
<b>Total Comprehensive Income and Expenditure</b>	<b>5,979</b>	<b>-</b>	<b>4,341</b>	<b>-</b>	<b>-</b>	<b>10,320</b>	<b>(34,444)</b>	<b>(24,124)</b>
Adjustments between accounting basis and funding basis under regulations (Note 6)	7,464	-	(3,185)	(563)	-	3,716	(3,716)	-
<b>Net Increase/ (Decrease) before Transfers to Earmarked Reserves</b>	<b>13,443</b>	<b>-</b>	<b>1,156</b>	<b>(563)</b>	<b>-</b>	<b>14,036</b>	<b>(38,160)</b>	<b>(24,124)</b>
Transfers to/(from) Earmarked Reserves (Note 7)	(9,066)	5,319	(30)	-	3,777	-	-	-
<b>(Decrease) / Increase In Year</b>	<b>4,377</b>	<b>5,319</b>	<b>1,126</b>	<b>(563)</b>	<b>3,777</b>	<b>14,036</b>	<b>(38,160)</b>	<b>(24,124)</b>
<b>Balance 31 March 2021</b>	<b>11,437</b>	<b>14,079</b>	<b>9,723</b>	<b>767</b>	<b>3,974</b>	<b>39,980</b>	<b>124,182</b>	<b>164,162</b>
<b>Movement in reserves during the year</b>								
<b>Adjustment to opening balance</b>								
Surplus/(Deficit) on provision of services	(1,068)	-	7,130	-	-	6,062	-	6,062
Other Comprehensive Income and Expenditure	-	-	-	-	-	-	102,009	102,009
<b>Total Comprehensive Income and Expenditure</b>	<b>(1,068)</b>	<b>-</b>	<b>7,130</b>	<b>-</b>	<b>-</b>	<b>6,062</b>	<b>102,009</b>	<b>108,071</b>
Adjustments between accounting basis and funding basis under regulations (Note 6)	14,129	-	(3,785)	1,614	-	11,958	(11,958)	-
<b>Net Increase/(Decrease) before Transfers to Earmarked Reserves</b>	<b>13,061</b>	<b>-</b>	<b>3,345</b>	<b>1,614</b>	<b>-</b>	<b>18,020</b>	<b>90,051</b>	<b>108,071</b>
Transfers to/(from) Earmarked Reserves	(12,220)	9,102	(735)	-	3,853	-	-	-
<b>(Decrease) / Increase In Year</b>	<b>841</b>	<b>9,102</b>	<b>2,610</b>	<b>1,614</b>	<b>3,853</b>	<b>18,020</b>	<b>90,051</b>	<b>108,071</b>
<b>Balance 31 March 2022</b>	<b>12,278</b>	<b>23,181</b>	<b>12,333</b>	<b>2,381</b>	<b>7,827</b>	<b>58,000</b>	<b>214,233</b>	<b>272,233</b>

## BALANCE SHEET AS AT 31 MARCH 2022

The Balance Sheet shows the value of the assets and liabilities recognised by the Council as at the Balance Sheet date. The net assets of the Council (assets less liabilities) are matched by the reserves held by the Council. Reserves are reported in two categories. The first category of reserves is usable reserves, i.e. those reserves that the Council may use to provide services, subject to the need to maintain a prudent level of reserves and any statutory limitations on their use (for example the Capital Receipts Reserve that can only be used to fund capital expenditure or repay debt). The second category of reserves is those that the Council is not able to use to provide services. This category of reserves includes reserves that hold unrealised gains and losses, where amounts would only become available to provide services if the assets are sold (for example the Revaluation Reserve) and reserves that hold timing differences shown in the Movement in Reserves Statement line 'Adjustments between accounting basis and funding basis under regulations'.

	Note	31 March 2022 £'000	31 March 2021 Restated £'000
Property, plant and equipment	15	466,935	431,263
Heritage assets	17	2,283	2,265
Investment property	18	6,117	5,619
Intangible assets	19	472	505
Long-term debtors	24	1,076	1,062
<b>Long-term Assets</b>		<b>476,883</b>	<b>440,714</b>
Assets held for sale	21	672	461
Inventories	23	297	339
Short-term debtors	24	42,997	33,332
Short-term Investments	44	7,500	-
Cash and cash equivalents	25	44,478	28,740
<b>Current Assets</b>		<b>95,944</b>	<b>62,872</b>
Short-term borrowing	44	(4,564)	(2,158)
Short-term creditors	26	(34,573)	(24,808)
Short-term provisions	27	(505)	(363)
Short-term grants receipts in advance	37	(11,615)	(6,736)
<b>Current Liabilities</b>		<b>(51,257)</b>	<b>(34,065)</b>
Long-term creditors	26	(162)	(156)
Long-term provisions	27	(4,411)	(4,684)
Long-term borrowing	44	(122,677)	(124,258)
Long-term grants receipts in advance	37	(888)	-
Other long-term liabilities	41	(121,199)	(176,261)
<b>Long-term Liabilities</b>		<b>(249,337)</b>	<b>(305,359)</b>
<b>Net Assets</b>		<b>272,233</b>	<b>164,162</b>
Usable reserves	MIRS	58,000	39,980
Unusable reserves	11	214,233	124,182
<b>Total Reserves</b>		<b>272,233</b>	<b>164,162</b>

\* The figures for 2020/21 have been restated to correct an error in classification for North Wales Economic Ambition Board as well as for accruing for a grant received in advance.

## CASH FLOW STATEMENT – FOR YEAR ENDED 31 MARCH 2022

The Cash Flow Statement shows the changes in cash and cash equivalents of the Council during the financial year. The statement shows how the Council generates and uses cash and cash equivalents by classifying cash flows as operating, investing and financing activities. The amount of net cash flows arising from operating activities is a key indicator of the extent to which the operations of the Council are funded by way of taxation and grant income or from the recipients of services provided by the Council. Investing activities represent the extent to which cash outflows have been made for resources that are intended to contribute to the Council's future service delivery. Cash flows arising from financing activities are useful in predicting claims on future cash flows by providers of capital (i.e. borrowing) to the Council.

	Note	2021/22 £'000	2020/21 £'000
<b>Net Surplus / Deficit on the provision of services</b>		<b>6,062</b>	<b>10,319</b>
Non Cash Items charged to the Income and Expenditure Accounts	22	52,531	43,680
Cash items not charged to the Income & Expenditure Account	22	(10,283)	(9,851)
Movements in Net Current Assets	22	5,770	7,358
Adjustments for items included in the net surplus or deficit on the provision of services that are investing and financing activities	22	(22,633)	(19,901)
<b>Net cash flows from operating activities</b>		<b>31,447</b>	<b>31,605</b>
<b>Net cash flows from investing activities</b>	23	<b>(16,534)</b>	<b>(11,065)</b>
	24		
<b>Net cash flows from financing activities</b>	28	<b>825</b>	<b>(14,845)</b>
<b>Net (decrease)/increase in cash and cash equivalents</b>		<b>15,738</b>	<b>5,695</b>
Cash and cash equivalents at the beginning of the financial year		28,740	23,045
<b>Cash and cash equivalents at the end of the financial year</b>	19	<b>44,478</b>	<b>28,740</b>

## **NOTES TO THE ACCOUNTS**

### **NOTE 1 - NOTE TO THE EXPENDITURE AND FUNDING ANALYSIS**

**2021/22**

<b>Adjustments from General Fund to Arrive at the Comprehensive Income and Expenditure Statement amounts</b>	<b>Adjustments for Capital Purposes</b>	<b>Net Change for the Pensions Adjustments</b>	<b>Other Differences</b>	<b>Total Adjustments</b>
	<b>£'000</b>	<b>£'000</b>	<b>£'000</b>	<b>£'000</b>
Lifelong Learning	6,372	3,064	138	9,574
Adult Services	550	2,931	(54)	3,427
Children's Services	145	1,527	54	1,726
Housing	58	526	2	586
Highways, Property and Waste	5,957	1,502	96	7,555
Regulation and Economic Development	942	1,602	(97)	2,447
Transformation	455	774	10	1,239
Resources	16	797	(4)	809
Council Business	-	355	(3)	352
Corporate and Democratic Costs	531	(535)	-	(4)
Corporate Management	-	-	21	21
Non-distributed costs	-	26	-	26
Housing Revenue Account (HRA)	(4,571)	777	9	(3,785)
<b>Net Cost of Services</b>	<b>10,455</b>	<b>13,346</b>	<b>172</b>	<b>23,973</b>
Other Income and Expenditure from the Funding Analysis	(15,669)	3,654	-	(12,015)
<b>Difference between General Fund and HRA (Surplus) or Deficit and the Comprehensive Income and Expenditure Statement (Surplus) or Deficit</b>	<b>(5,214)</b>	<b>17,000</b>	<b>172</b>	<b>11,958</b>

**2020/21**

<b>Adjustments from General Fund to Arrive at the Comprehensive Income and Expenditure Statement amounts</b>	<b>Adjustments for Capital Purposes</b>	<b>Net Change for the Pensions Adjustments</b>	<b>Other Differences</b>	<b>Total Adjustments</b>
	<b>£'000</b>	<b>£'000</b>	<b>£'000</b>	<b>£'000</b>
Lifelong Learning	5,550	1,174	174	6,898
Adult Services	481	1,152	329	1,962
Children's Services	139	573	140	852
Housing	11	192	6	209
Highways, Property and Waste	5,078	575	114	5,767
Regulation and Economic Development	1,075	569	243	1,887
Transformation	569	289	34	892
Resources	16	323	92	431
Council Business	1	140	24	165
Corporate and Democratic Costs	1,697	(940)	23	780
Corporate Management	-	-	-	-
Non-distributed costs	-	7	-	7
Housing Revenue Account (HRA)	(3,534)	292	57	(3,185)
<b>Net Cost of Services</b>	<b>11,083</b>	<b>4,346</b>	<b>1,236</b>	<b>16,665</b>
Other Income and Expenditure from the Funding Analysis	(15,861)	2,912	-	(12,949)
<b>Difference between General Fund and HRA (Surplus) or Deficit and the Comprehensive Income and Expenditure Statement (Surplus) or Deficit</b>	<b>(4,778)</b>	<b>7,258</b>	<b>1,236</b>	<b>3,716</b>

## **NOTE 2 – ACCOUNTING STANDARDS THAT HAVE BEEN ISSUED BUT HAVE NOT YET BEEN ADOPTED**

The Code of Practice on Local Authority Accounting in the United Kingdom 2021/22 (the Code) requires disclosure of the expected impact of any accounting standards that have been issued but not yet adopted.

The new or amended standards which have been issued but not yet adopted are:-

- Annual improvements to IFRS Standards 2018-2020 – the only improvement relevant to the Isle of Anglesey County Council is IAS 37 (Onerous contracts) and CIPFA/LASAAC does not envisage the improvement having a significant effect on local authority statements;
- Property, Plant and Equipment: proceeds before intended use (amendments to IAS16).

The Code requires implementation from 1 April 2022 and, therefore, there is no impact on the 2021/22 Statement of Accounts, and none of the new or amended standards within the 2022/23 Code are expected to have a material impact on the information provided in the financial statements.

The implementation of IFRS 16 – Leases, has been deferred to the financial year 2024/25. IFRS 16 will introduce significant changes to accounting for leases. In particular, for property, plant, equipment and similar assets leased in by local authorities. Local authorities will be required to identify all significant leased assets in and to include these on each authority's balance sheets as though owned by each Council from 1 April 2024.

## **NOTE 3 – CRITICAL JUDGEMENTS IN APPLYING ACCOUNTING POLICIES**

In applying the accounting policies set out in Note 41, the Council has had to make certain judgements about complex transactions or those involving uncertainty about future events. The critical judgements made in the Statement of Accounts are:-

- The Accounts have been prepared on a going concern basis, which assumes that the functions and services provided by the Council will continue in operational existence for the foreseeable future. The Council is a local government body created by the Local Government (Wales) Act 1994. The Council operates within a difficult financial climate, similar to all local authorities in Wales. However, there are no indications from either the financial performance of the Authority or Welsh Government plans which undermine the view that the Council will continue as a going concern into the future.
- The Council has determined that a number of assets which are used for social or economic development purposes most notably the Council's Smallholdings Estate, are not solely held for income generation or capital appreciation purposes and, therefore, do not meet the definition of investment properties. Consequently, these assets are shown as Non-Current Assets - Property, Plant and Equipment within the Balance Sheet.

## **NOTE 4 – ASSUMPTIONS MADE ABOUT FUTURE AND OTHER MAJOR SOURCES OF ESTIMATION UNCERTAINTY**

The Statement of Accounts contains estimated figures that are based on assumptions made by the Council about the future or that are otherwise uncertain. Estimates are made taking into account historical experience, current trends and other relevant factors. However, because balances cannot be determined with certainty, actual results could be different from the assumptions and estimates.

The following items in the Council's Balance Sheet at 31 March 2022 may be considered to be most vulnerable for estimating error in the forthcoming financial year:-

**Non-Current Assets - Property, Plant and Equipment (PPE)** – Assets are depreciated over useful lives in accordance with standard accounting practices. Any difference between the depreciation applied and actual deterioration to assets will naturally reflect in future spending patterns. Information relating to Property, Plant and Equipment is contained in Note 13. The value of the Council’s PPE assets at 31 March 2022 was £476,882k.

**Provisions** – The Council has made provisions amounting to £4,916k for a series of uncertainties which could result in significant costs in later years. These principally relate to after-care costs for the Penhesgyn landfill site and potential liabilities arising from insurance claims. Full details are contained in Note 21.

**Pensions Liability** – The Pension Liability valued at £121,199k, as contained within the accounts, is based on a number of complex assessments and judgements relating to discount rates, projected salary increases, changes in retirement ages, mortality rates and expected returns on pension assets. A firm of consulting actuaries is engaged by the administering Council to provide expert advice on the assumptions to be applied. Further details are contained in Note 34.

**Impairment Loss Allowance** – As at 31 March 2022, the Council had a net debtor balance of £44.073k. A review of arrears balance suggested that impairment for doubtful debts of £7,077k was appropriate. Any differences between the impairment level applied and the actual arrears position will naturally reflect in future spending patterns. Impairment loss allowances / provision for bad debts are contained within the figures for Short-Term Debtors contained in Note 18.

**Fair Value Measurement** – The majority of the Council’s non-current assets are measured at Fair Value, with the exception of infrastructure assets valued at £69,857k, community assets valued at £259k, assets under construction valued at £19,295k and plant, vehicles and equipment valued at £11,872k. These are all valued at depreciated historical cost. Note 41 sections 7 and 8 provides further information on this.

**NOTE 4b – PRIOR PERIOD ADJUSTMENTS, CHANGES IN ACCOUNTING POLICIES AND ESTIMATES AND ERRORS**

- In Note 35b the cost of accumulated absences amounting to £2,686k has been reclassified out of Financial Liabilities as these costs are not trade creditors. Accumulated absence costs relate to the estimated value of annual leave owed to staff for the financial year 2021/22 which have not been used by 31 March 2022. The 2020/21 comparator figure has been restated in Note 20 Creditors.
  - The number of years Infrastructure Assets are depreciated for on a straight-line basis, has changed from 30 years, to 45 years to better reflect the useful lives of some of these assets. This does not affect the depreciation for any assets in 2021/22.
  - The following adjustments have been made to the 2020/21 comparator figure in the Balance Sheet:
- 1) **£951k Deferred Income** – The Council sometimes collects social care home and similar fees by deferring the income to a later date when the service users assets have been sold and the funding is available to repay the Council. The debtor amount for this income of £967k in 2021/22 has been moved from Short-term Debtors to Long-term Debtors. The comparative information for 2020/21 has been restated so that the information is consistent between the years. Therefore, £951k of deferred income due has been moved from Short-term Debtors to Long-Term Debtors in 2020/21 and the accounts have been restated as per the below.

**Balance Sheet**

	Audited Accounts 2020/21 £'000	Adjustment £'000	Restated 2020/21 Accounts shown in the 2021/22 Accounts £'000
Long Term Debtors	111	951	1,062
Short term Debtors	34,283	(951)	33,331



## Debtors Note

	Audited Accounts 2020/21 £'000	Adjustment £'000	Restated 2020/21 Accounts shown in the 2021/22 Accounts £'000
Long Term	111	951	1,062
Short Term	34,283	(951)	33,331

## 2) North Wales Economic Ambition Board (NWEAB)

Revenue Grants received in advance were previously accounted for in short-term creditors. These grants are now accounted for within grants received in advance and therefore £3,227k relating to revenue grants in 2020/21 year has been restated resulting in the below impact on the Balance Sheet, Creditors note, Grants note and Cash Flow. Included in this figure was £2,003k grant received in advance from Welsh Government for the North Wales Economic Ambition Board (NWEAB). This element has since been reclassified as capital grant received in advance.

### Balance Sheet

	Audited Accounts 2020/21 £'000	Adjustment £'000	Restated 2020/21 Accounts shown in the 2021/22 Accounts £'000
Short-term Creditors	(28,035)	3,227	(24,808)
Grants received in advance	(3,509)	(3,227)	(6,736)

### Creditors Note

	Audited Accounts 2020/21 £'000	Adjustment £'000	Restated 2020/21 Accounts shown in the 2021/22 Accounts £'000
Short Term	(28,035)	3,227	(24,808)

### Revenue Grants Received in Advance

	Audited Accounts 2020/21 £'000	Adjustment £'000	Restated 2020/21 Accounts shown in the 2021/22 Accounts £'000
Revenue Grants in Advance	3,227	(2,003)	1,224

### Capital Grants Received in Advance

	Audited Accounts 2020/21 £'000	Adjustment £'000	Restated 2020/21 Accounts shown in the 2021/22 Accounts £'000
Capital Grants received in Advance	3,509	2,003	5,512

## Cash Flow from Operating Activities

	Audited Accounts 2020/21 £'000	Adjustment £'000	Restated 2020/21 Accounts shown in the 2021/22 Accounts £'000
Increase / (Decrease) in Creditors	7,603	(3,227)	4,376
Increase / (decrease) in grants receipts in advance	1,516	3,227	4,743

### NOTE 5 – EVENTS AFTER BALANCE SHEET DATE

There were no significant events which took place between 31 March 2022 and 17 June 2022 when the final Statement of Accounts were authorised for issue.

**NOTE 6 – ADJUSTMENTS BETWEEN ACCOUNTING BASIS AND FUNDING BASIS UNDER REGULATIONS**

2021/22	Usable Reserves			Movement in Unusable Reserves £'000
	Council Fund Balance	Housing Revenue Account	Capital Receipts Reserve	
	£'000	£'000	£'000	
<b>Adjustments primarily involving the Capital Adjustment Account:</b>				
<b>Reversal of items debited or credited to the Comprehensive Income and Expenditure Statement:</b>				
Charges for depreciation, impairment and amortisation of non-current assets	15,589	6,088		(21,677)
Revaluation losses on Property, Plant and Equipment	(573)	-		573
Movements in the market value of Investment Properties loss/(gain)	94	-	-	(94)
Capital grants and contributions unapplied credited to the Comprehensive Income and Expenditure Statement	(15,326)	(5,380)		20,706
Revenue expenditure funded from capital under statute	10	-		(10)
Derecognition	3,246	-		(3,246)
Carrying amount of non-current assets sold	804	-		(804)
<b>Insertion of items not debited or credited to the Comprehensive Income and Expenditure Statement:</b>				
Minimum Revenue Provision for Capital Funding	(2,752)	(784)		3,536
Capital expenditure charged against the Council Fund and HRA balances	(1,395)	(4,484)		5,879
<b>Adjustments involving the Capital Receipts Reserve:</b>				
Proceeds from Sale of Non-Current Assets	(1,927)	-	1,927	-
Use of the Capital Receipts Reserve to finance capital expenditure	-	-	(313)	313
<b>Adjustments involving the Financial Instruments Adjustment Account:</b>				
Amounts by which finance costs charged to the Comprehensive Income and Expenditure Statement are different from finance costs chargeable in the year in accordance with statutory requirements	(27)	(11)	-	38
<b>Adjustments involving the Pensions Reserve:</b>				
Reversal of items relating to retirement benefits debited or credited to the Comprehensive Income and Expenditure Statement (see Note 34)	26,506	777	-	(27,283)
Employer's pensions contributions and direct payments to pensioners payable in the year	(10,283)	-	-	10,283
<b>Adjustment involving the Accumulating Compensated Absences Adjustment Account</b>				
Adjustments in relation to short-term compensated absences	163	9	-	(172)
<b>Total Adjustments</b>	<b>14,129</b>	<b>(3,785)</b>	<b>1,614</b>	<b>(11,958)</b>

2020/21	Usable Reserves			
	Council Fund Balance £'000	Housing Revenue Account £'000	Capital Receipts Reserve £'000	Movement in Unusable Reserves £'000
<b>Adjustments primarily involving the Capital Adjustment Account:</b>				
<b>Reversal of items debited or credited to the Comprehensive Income and Expenditure Statement:</b>				
Charges for depreciation, impairment and amortisation of non-current assets	14,673	9,993	-	(24,666)
Revaluation losses on Property, Plant and Equipment	(56)	(94)	-	150
Movements in the market value of Investment Properties loss/(gain)	541	-	-	(541)
Capital grants and contributions unapplied credited to the Comprehensive Income and Expenditure Statement	(13,571)	(5,377)	-	18,948
Revenue expenditure funded from capital under statute	258	-	-	(258)
Derecognition	840	-	-	(840)
Carrying amount of non-current assets sold	673	-	-	(673)
<b>Insertion of items not debited or credited to the Comprehensive Income and Expenditure Statement:</b>				
Minimum Revenue Provision for Capital Funding	(2,696)	(800)	-	3,496
Capital expenditure charged against the Council Fund and HRA balances	(363)	(7,245)	-	7,608
<b>Adjustments involving the Capital Receipts Reserve:</b>				
Proceeds from Sale of Non-Current Assets	(953)	-	953	-
Use of the Capital Receipts Reserve to finance capital expenditure	-	-	(1,516)	1,516
Use of capital reserve to finance capital expenditure	-	-	-	-
Other Capital Receipts	-	-	-	-
<b>Adjustments involving the Financial Instruments Adjustment Account:</b>				
Amounts by which finance costs charged to the Comprehensive Income and Expenditure Statement are different from finance costs chargeable in the year in accordance with statutory requirements	(27)	(11)	-	38
<b>Adjustments involving the Pensions Reserve:</b>				
Reversal of items relating to retirement benefits debited or credited to the Comprehensive Income and Expenditure Statement (see Note 38)	16,817	292	-	(17,109)
Employer's pensions contributions and direct payments to pensioners payable in the year	(9,851)	-	-	9,851
<b>Adjustment involving the Accumulating Compensated Absences Adjustment Account</b>				
Adjustments in relation to short-term compensated absences	1,179	57	-	(1,236)
<b>Total Adjustments</b>	<b>7,464</b>	<b>(3,185)</b>	<b>(563)</b>	<b>(3,716)</b>

## NOTE 7 – EARMARKED RESERVES

	Balance as at 01/04/2020 £'000	Transfers In 2020/21 £'000	Transfers Out 2020/21 £'000	Balance as at 31/03/2021 £'000	Transfers In 2021/22 £'000	Transfers Out 2021/22 £'000	Balance as at 31/03/2022 £'000
<b>Restricted Reserves - smaller service reserves less than £500k</b>	4,313	4,230	(1,337)	7,206	4,163	(3,769)	7,600
<b>Restricted Reserves - Larger service reserves - £500k or more :-</b>							-
Education - Commuted Sums	250	250	-	500	-	-	500
Recycling Process Income for investment in future recycling costs and projects	635	-	-	635	-	-	635
Insurance (Catastrophe) Reserve	1,250	344	(344)	1,250	163	(72)	1,341
Revenue Contributions to Capital Unapplied	843	788	(424)	1,207	2,225	(1,325)	2,107
Archaeological Works at Wylfa	-	625	-	625	-	-	625
Supporting People Administration	706	-	(146)	560	137	(141)	556
Leisure Improvements	762	-	-	762	-	-	762
NWREF Covid Economic Recovery	-	-	-	-	764	-	764
Covid Recovery Planning	-	565	-	565	-	-	565
Covid Hardship Funding Council Tax Collection	-	769	-	769	371	(356)	784
Additional Revenue Settlement - response to increase in inflation	-	-	-	-	2,256	-	2,256
Social Care Pressures	-	-	-	-	1,110	-	1,110
Cost of Living Scheme Discretionary payments	-	-	-	-	585	-	585
Out of County Education	-	-	-	-	500	-	500
Canolfan Addysg Y Bont Substantial Roofing Works	-	-	-	-	3,000	(509)	2,491
School Balances	197	5,425	(1,648)	3,974	7,904	(4,051)	7,827
<b>Total</b>	<b>8,956</b>	<b>12,996</b>	<b>(3,899)</b>	<b>18,053</b>	<b>23,178</b>	<b>(10,223)</b>	<b>31,008</b>

The more significant reserves are:-

**Educated commuted sums:** contributions amounting to £500k have been provided by developers which must be used for the purpose of education capital improvements and/or other related education improvements, in accordance with the planning conditions.

**Recycling process income:** any surplus income from recycling is transferred to this earmarked reserve for use on in funding future recycling costs and projects.

**Insurance Reserve:** this is to fund uninsured losses and policy excesses.

**Revenue Contributions Unapplied to Capital:** this is a capital reserve which is made up of revenue contributions to projects which have not been completed or have been funded by general grant to minimise capital financing costs. Where projects have received alternative funding this frees up the revenue contribution to fund another project in the future, again to reduce capital financing costs.

**Archaeological Works at Wylfa:** this is a reserve to fund the completion of archaeological works at the site which was previously being developed for a new nuclear power station by Horizon Nuclear Power Ltd. This is restricted to works agreed between the Council and Horizon.

**Supporting People Administration:** this is used to fund the administration and management of supporting people projects and services provided.

**Leisure Reserve:** this reserve is funded from a windfall from HMRC, after HMRC lost a court case which argued that HMRC should not be collecting VAT on leisure services. The Council was repaid approximately £900k from HMRC. The current balance of £762k will be used to fund improvements to the Council's Leisure facilities on Anglesey.

**Covid Recovery Planning:** this reserve of £565k is to help fund the recovery phase in the Council's response to the continuing impact of the Covid-19 Pandemic.

**Covid Hardship Funding Council Tax Collection:** it is likely that the financial impact from Covid-19 will impact on Anglesey residents into the medium-term. This reserve of £783k will help fund additional Council Tax benefits provided and help with any potential shortfall on the collection of Council tax in 2022/23 and beyond.

**NWREF Covid Economic Recovery** – this is a new reserve which aids the delivery of the economy in North Wales. This funding was received from Welsh Government late in the 2021/22 financial year.

**Additional Revenue Settlement** – this is a new reserve in order for the Authority to be able to respond to increases in inflation during 2022/23, funded from additional revenue settlement grant received from Welsh Government later in the 2021/22 financial year.

**Social Care Pressures** – this is a new reserve, the purpose of the funding was to support local authorities with social care pressures from overspends and winter pressures. Given that Adult Services underspent in the year to 31 March 2022, a decision has been taken to transfer the balance of this grant to an earmarked reserve as the pressures that we are already facing in 2022/23 (mainly due to significant fees increases) is deemed significant. This earmarked reserve will fund any future overspends as per the terms of the grant offer letter.

**Cost of Living Discretionary Payments** – this is a new reserve which is the discretionary element of a much larger grant. Under the discretionary scheme, each local authority may use the funding to provide support to households it considers need assistance with their living costs. This support may take the form of payment to households not already covered in the main scheme, or it may cover the cost of essential services provided to households. These payments will be distributed to eligible applicants in 2022/23.

**Out of County Education** – this is a new reserve created following on from the decision to realign the budget to 2021/22 expenditure levels. This reserve will be used to reduce the risk associated with the demand led budget and fund in-year unexpected increases.

**Canolfan Addysg y Bont Substantial Roofing Works** – this is a new reserve created following the approval to use £3m from the General Reserves by Council to fund works required to repair the roof at Canolfan Addysg y Bont. The balance of the reserve is net of the expenditure incurred during 2021/22.

**Schools Balances** – these balances are reserved for each school's use in pursuance of its educational objectives. At 31 March 2022, none of the forty primary schools had balances in a deficit position (one as at 31 March 2021). None of the five secondary schools are in a deficit position at the end of the financial year (one as at 31 March 2021), the Special school is not in a deficit position at 31<sup>st</sup> March 2022. The combined value of the schools in deficit is £0k (£326k as at 31 March 2021). Copies of the Section 52 Statements, which each Council is required to prepare after the end of each financial year under Section 52(2) of the School Standards and Framework Act 1998, can be obtained from the Accountancy Section, Resources Function, County Offices, Llangefni, Anglesey, LL77 7TW.

## NOTE 8 – CAPITAL RECEIPTS RESERVE

These are cash receipts from the sale of Council assets. These are used to fund capital expenditure in the year or to carry forward for future years. A balance of £2,381k will be carried forward to 2022/23 to help fund next year's capital programme.

	2021/22 £'000	2020/21 £'000
<b>Balance 1 April</b>	767	1,330
Capital Receipts in year (net of reduction for administration costs)	1,927	953
	<b>2,694</b>	<b>2,283</b>
<b>Less:</b>		
Capital Receipts used for financing	(313)	(1,516)
Other	-	-
<b>Balance 31 March</b>	<b>2,381</b>	<b>767</b>

## NOTE 9 – UNUSABLE RESERVES

	31/03/2022 £'000	31/03/2021 £'000
a) Capital Adjustment Account	162,758	153,976
Financial Instruments Adjustment Account	(355)	(393)
b) Revaluation Reserve	175,887	149,546
c) Pensions Reserve	(121,199)	(176,261)
ch) Accumulating Compensated Absences Adjustment Account	(2,858)	(2,686)
<b>Total Unusable Reserves</b>	<b>214,233</b>	<b>124,182</b>

### NOTE 9a – CAPITAL ADJUSTMENT ACCOUNT

The Capital Adjustment Account absorbs the timing differences arising from the different arrangements for accounting for the consumption of non-current assets and for financing the acquisition, construction or enhancement of those assets under statutory provisions. The Account is debited with costs such as depreciation, impairment losses and amortisations that are charged to the Comprehensive Income and Expenditure Statement and postings from the Revaluation Reserve to convert fair value figures to historic cost.

The Account is credited with the amounts set aside by the Council as finance for the costs of acquisition, construction and enhancement. The Account contains accumulated gains and losses on Investment Properties.

The Account also contains revaluation gains accumulated on Property, Plant and Equipment before 1 April 2007, the date that the Revaluation Reserve was created to hold such gains. Note 6 provides details of the source of all the transactions posted to the Account, apart from those involving the Revaluation Reserve.

Capital Adjustment Account	2021/22		2020/21	
	£'000	£'000	£'000	£'000
<b>Balance at 1 April</b>		<b>153,976</b>		<b>146,341</b>
<b>Reversal of items relating to capital expenditure debited or credited to the Comprehensive Income and Expenditure Statement:</b>				
Charges for depreciation, impairment and amortisation of non-current assets	(21,677)		(24,666)	
Derecognised assets	(3,246)		(840)	
Revaluation losses on Property, Plant and Equipment	573		150	
Revenue expenditure funded from capital under statute	(10)		(258)	
Amounts of non-current assets written off on disposal or sale (including impairment) as part of the gain/(loss) on disposal to the Comprehensive Income and Expenditure Statement	(804)		(673)	
		<b>(25,164)</b>		<b>(26,287)</b>
Adjusting amounts written out of the Revaluation Reserve		3,606		2,895
<b>Net written out amount of the cost of non-current assets consumed in the year</b>		<b>(21,558)</b>		<b>(23,392)</b>
<b>Capital financing applied in the year:</b>				
Use of the Capital Receipts Reserve to finance new capital expenditure	313		1,516	
Use of capital reserve	1,395		363	
Capital grants and contributions credited to the Comprehensive Income and Expenditure Statement that have been applied to capital financing	20,706		18,948	
Statutory provision for the financing of capital investment charged against the Council Fund and HRA balances	3,536		3,496	
Capital expenditure charged against the Council Fund and HRA balances	4,484		7,245	
		<b>30,434</b>		<b>31,568</b>
Movements in the market value of Investment Properties charged to the Comprehensive Income and Expenditure Statement		(94)		(541)
<b>Balance at 31 March</b>		<b>162,758</b>		<b>153,976</b>

## NOTE 9b – REVALUATION RESERVE

The Revaluation Reserve contains the gains made by the Council arising from increases in the value of its Property, Plant and Equipment and Heritage Assets.

The balance is reduced when assets with accumulated gains are:-

- revalued downwards or impaired and the gains are lost;
- used in the provision of services and the gains are consumed through depreciation; or
- disposed of and the gains are realised.

The Reserve contains only revaluation gains accumulated since 1 April 2007, the date that the Reserve was created.

Accumulated gains arising before that date are consolidated into the balance on the Capital Adjustment Account.

Revaluation Reserve	2021/22	2020/21
	£'000	£'000
<b>Balance at 1 April</b>	<b>149,546</b>	<b>142,402</b>
Revaluation of assets and impairment losses not charged to the Deficit on the Provision of Services	29,946	10,039
Difference between fair value depreciation and historical cost depreciation	(3,169)	(2,574)
Revaluation balances on assets scrapped or disposed of	(436)	(321)
<b>Balance at 31 March</b>	<b>175,887</b>	<b>149,546</b>



## NOTE 9c – PENSIONS RESERVE

The Pensions Reserve absorbs the timing differences arising from the different arrangements for accounting for post-employment benefits and for funding benefits in accordance with statutory provisions.

<b>Pensions Reserve</b>	<b>2021/22</b>	<b>2020/21</b>
	<b>£'000</b>	<b>£'000</b>
<b>Balance at 1 April</b>	<b>(176,261)</b>	<b>(124,520)</b>
Re-measurement of net defined liability	(27,284)	(17,109)
Reversal of items relating to retirement benefits debited or credited to the Deficit on the Provision of Services in the Comprehensive Income and Expenditure Statement	72,063	(44,483)
Employers' pension contribution and direct payment to pensioners payable in the year	10,283	9,851
<b>Balance at 31 March</b>	<b>(121,199)</b>	<b>(176,261)</b>

The Council accounts for post-employment benefits in the Comprehensive Income and Expenditure Statement as the benefits are earned by employees accruing years of service, updating the liabilities recognised to reflect inflation, changing assumptions and investment returns on any resources set aside to meet the costs. However, statutory arrangements require benefits earned to be financed as the Council makes employers' contributions to pension funds or, eventually, pays any pensions for which it is directly responsible. The debit balance on the Pensions Reserve, therefore, shows a substantial difference in the benefits earned by past and current employees and the resources the Council has set aside to meet them.

The statutory arrangements will ensure that funding will have been set aside by the time the benefits come to be paid.

## NOTE 9ch – ACCUMULATING COMPENSATED ABSENCES ADJUSTMENT ACCOUNT

The Accumulating Compensated Absences Adjustment Account absorbs the differences that would otherwise arise on the Council Fund Balance from accruing for compensated absences earned but not taken in the year, e.g. annual leave entitlement carried forward at 31 March. Statutory arrangements require that the impact on the Council Fund Balance is neutralised by transfers to or from the Account.

<b>Accumulating Compensated Absences Adjustment Account</b>	<b>2021/22</b>	<b>2020/21</b>
	<b>£'000</b>	<b>£'000</b>
Settlement or cancellation of accrual made at the end of the preceding year	(2,686)	(1,450)
Amount by which officer remuneration charged to the Comprehensive Income and Expenditure Statement on an accruals basis is different from remuneration chargeable in the year in accordance with statutory requirements	(172)	(1,236)
<b>Amounts accrued at the end of the current year</b>	<b>(2,858)</b>	<b>(2,686)</b>

**NOTE 10 – OTHER OPERATING EXPENDITURE**

	2021/22 £'000	2020/21 £'000
Precept paid to the North Wales Police and Crime Commissioner	9,639	9,164
Precept paid to Community Councils	1,607	1,480
(Gains)/Losses on the disposal of non-current assets (Including Derecognition)	2,136	558
North Wales Fire and Rescue Authority	3,690	3,593
Towyn Trewan Board of Conservators	-	2
Natural Resources Wales	4	4
<b>Total</b>	<b>17,076</b>	<b>14,801</b>

**NOTE 11 – FINANCING AND INVESTMENT INCOME AND EXPENDITURE****11a – Financing and Investment Income**

	2021/22 £'000	2020/21 £'000
Interest payable and similar charges	5,591	5,886
Net interest on the defined liability	3,654	2,912
Interest receivable and similar income	(19)	(50)
Income and Expenditure in relation to investment properties and changes in their fair value	(83)	279
Derecognition and impairment of Financial Assets	416	378
<b>Total</b>	<b>9,559</b>	<b>9,405</b>

**NOTE 12 – TAXATION AND NON-SPECIFIC GRANT INCOME**

	2021/22 £'000	2020/21 £'000
Council Tax Income	53,346	51,520
Non-Domestic Rates Redistribution	23,480	22,173
Revenue Support Grant	82,734	78,832
Capital Grants Applied to Fund Capital Expenditure	20,706	18,948
<b>Total</b>	<b>180,266</b>	<b>171,473</b>

**NOTE 13a – NON-CURRENT ASSETS, PROPERTY, PLANT AND EQUIPMENT (PPE)**

2021/22	Property, Plant and Equipment						
	Council Dwellings	Land and Buildings	Vehicles, Plant and Equipment	Community Assets	Assets Under Construction	Surplus Assets	Total
	£'000	£'000	£'000	£'000	£'000	£'000	£'000
<b>Cost or Valuation</b>							
<b>At 1 April 2021</b>	<b>156,797</b>	<b>204,382</b>	<b>18,004</b>	<b>259</b>	<b>15,065</b>	<b>1,970</b>	<b>396,477</b>
Additions (Note 17)	6,141	4,648	5,094	-	11,511	-	27,394
Revaluation inc./ (decr.) to Revaluation Reserve	7,335	3,624	-	-	-	286	11,245
Revaluation inc./ (decr.) to (Surplus) / Deficit on the Prov. of Services	-	271	-	-	-	(17)	254
Derecognition - Disposals	-	(92)	(214)	-	-	(490)	(796)
Derecognition - other	(5,654)	(7,311)	(4,829)	-	(8)	-	(17,802)
Reclassification	3,142	280	-	-	(3,517)	95	-
Reclassified (to) / from Assets Held for Sale	-	-	-	-	-	(480)	(480)
Reclassified (to) / from Investment Property	-	(58)	-	-	(3,757)	-	(3,815)
Reclassified (to) / from Heritage Assets	-	-	-	-	-	-	-
<b>Balance as at 31 March 2022</b>	<b>167,761</b>	<b>205,744</b>	<b>18,055</b>	<b>259</b>	<b>19,294</b>	<b>1,364</b>	<b>412,477</b>
<b>Depreciation and Impairment</b>							
<b>At 1 April 2021</b>	<b>16,830</b>	<b>8,077</b>	<b>9,768</b>	-	-	<b>4</b>	<b>34,679</b>
Depreciation Charge	4,079	6,434	1,458	-	-	31	12,002
Impairment - CIES	1,616	4,139	-	-	-	-	5,755
Impairment - Revaluation Reserve	-	1,925	-	-	-	-	1,925
Depreciation written out to Revaluation Reserve	(15,255)	(5,342)	-	-	-	(4)	(20,601)
Depreciation written out to (Surplus) or Deficit on the Provision of Services	-	(316)	-	-	-	(2)	(318)
Derecognition - Disposals	-	(7)	(214)	-	-	(25)	(246)
Derecognition - other	(5,654)	(7,311)	(4,829)	-	-	-	(17,794)
<b>Balance as at 31 March 2022</b>	<b>1,616</b>	<b>7,599</b>	<b>6,183</b>	-	-	<b>4</b>	<b>15,402</b>
<b>Net Book Value</b>							
<b>Balance as at 31 March 2022</b>	<b>166,145</b>	<b>198,145</b>	<b>11,872</b>	<b>259</b>	<b>19,294</b>	<b>1,360</b>	<b>397,075</b>
<b>Balance as at 31 March 2021</b>	<b>139,967</b>	<b>196,305</b>	<b>8,236</b>	<b>259</b>	<b>15,065</b>	<b>1,966</b>	<b>361,798</b>

2020/21	Property, Plant and Equipment						
	Council Dwellings	Land and Buildings	Vehicles, Plant and Equipment	Community Assets	PPE Under Construction	Surplus Assets	Total
	£'000	£'000	£'000	£'000	£'000	£'000	£'000
<b>Cost or Valuation</b>							
<b>At 1 April 2020</b>	<b>153,573</b>	<b>199,204</b>	<b>15,109</b>	<b>9</b>	<b>3,789</b>	<b>4,518</b>	<b>376,202</b>
Adjustment opening balance	(7,620)	-	-	-	4,043	-	(3,577)
Additions (Note 17)	8,184	5,257	4,634	-	8,293	-	26,368
Revaluation inc./ (decr.) to Revaluation Reserve	-	4,556	-	-	-	184	4,740
Revaluation inc./ (decr.) to (Surplus) / Deficit on the Prov. of Services	-	(215)	-	-	-	(94)	(309)
Derecognition - Disposals	-	(463)	(527)	-	-	-	(990)
Derecognition - other	-	(4,859)	(1,212)	-	-	(51)	(6,122)
Derecognition - replaced parts	-	-	-	-	-	-	-
Reclassification	2,660	1,139	-	-	(1,060)	(2,739)	-
Reclassified (to) / from Assets Held for Sale	-	(186)	-	-	-	145	(41)
Reclassified (to) / from Investment Property	-	(51)	-	-	-	7	(44)
Reclassified (to) / from Heritage Assets	-	-	-	250	-	-	250
<b>Balance as at 31 March 2021</b>	<b>156,797</b>	<b>204,382</b>	<b>18,004</b>	<b>259</b>	<b>15,065</b>	<b>1,970</b>	<b>396,477</b>
<b>Depreciation and Impairment</b>							
<b>At 1 April 2020</b>	<b>10,670</b>	<b>9,604</b>	<b>10,412</b>	-	-	<b>55</b>	<b>30,741</b>
Adjustment Cost and Depreciation	(3,577)	-	-	-	-	-	(3,577)
Depreciation Charge	4,083	5,757	1,095	-	-	11	10,946
Impairment	5,654	4,085	-	-	-	-	9,739
Depreciation written out to Revaluation Reserve	-	(5,798)	-	-	-	(9)	(5,807)
Depreciation written out to (Surplus) or Deficit on the Provision of Services	-	(559)	-	-	-	(2)	(561)
Derecognition - Disposals	-	(153)	(527)	-	-	-	(680)
Derecognition - other	-	(4,859)	(1,212)	-	-	(51)	(6,122)
<b>Balance as at 31 March 2021</b>	<b>16,830</b>	<b>8,077</b>	<b>9,768</b>	<b>-</b>	<b>-</b>	<b>4</b>	<b>34,679</b>
<b>Net Book Value</b>							
<b>Balance as at 31 March 2021</b>	<b>139,967</b>	<b>196,305</b>	<b>8,236</b>	<b>259</b>	<b>15,065</b>	<b>1,966</b>	<b>361,798</b>
<b>Balance as at 31 March 2020</b>	<b>142,903</b>	<b>189,600</b>	<b>4,697</b>	<b>9</b>	<b>3,789</b>	<b>4,463</b>	<b>345,461</b>

## Revaluations

The Council has £469,218k recognised as Property, Plant and Equipment (PPE) and Heritage Assets on its Balance Sheet as at the valuation date of 31 March 2022. This includes £69,857k of infrastructure assets, such as roads and street lighting. This value for infrastructure is not included in Note 13a above for PPE but is, instead, reported below in Note 13b. The Council adopts a five-year rolling programme for the valuation of its land and property. The programme is constructed in such a way as to ensure that entire classes of assets within its land and property portfolio are revalued at least every five years, with the valuation effective on 31 March each year. In addition, to ensure that the valuations are materially correct, all Council property assets valued at £500k or higher will be valued each year and Council Dwellings will be valued every three years. The valuations are undertaken by the Council's in-house valuation team, who are members of the Royal Institute of Chartered Surveyors (RICS). The valuations have been completed in accordance with IFRS 13. Non-property assets have not been revalued as the Council has judged that the carrying value of these assets is approximate to fair value, given their relatively short useful economic lives and the relative value of these assets. Additional information on the Council's policy on the measurement and valuation of non-current assets is included in sections 7 to 10 of Note 41 Accounting Policies.

### NOTE 13b - INFRASTRUCTURE ASSETS

In accordance with the Temporary Relief offered by the Update to the Code on infrastructure assets. The below note does not include disclosure of gross cost and accumulated depreciation for infrastructure assets because historical reporting practices and resultant information deficits mean that this would not faithfully represent the asset position to the users of the financial statements.

The Council has chosen not to disclose this information as the previously reported practices and resultant information deficits mean that gross cost and accumulated depreciation are not measured accurately and would not provide the basis for the users of the financial statements to take economic or other decisions relating to infrastructure assets.

	2021/22 £'000	2020/21 £'000
Net Book Value at 1 April	69,465	69,124
Additions	4,175	4,440
Derecognition	-	(315)
Depreciation	(3,783)	(3,784)
<b>Net Book Value at 31 March</b>	<b>69,857</b>	<b>69,465</b>

	2021/22 £'000	2020/21 £'000
Infrastructure assets	69,857	69,465
Other PPE assets	397,078	361,798
<b>Total PPE assets</b>	<b>466,935</b>	<b>431,263</b>

## NOTE 14 - SIGNIFICANT CAPITAL COMMITMENTS

At 31 March 2022, the Council had entered into a number of contracts for the construction or enhancement of Property, Plant and Equipment, giving rise to significant capital commitments of £10,019k in 2022/23 and future years, as shown in the table below:-

	Commitment into 2022/23 & future years as at 31 March 2022 £'000
Planned Maintenance Contracts - HRA	484
Development of New Properties - HRA	1,445
New Corn Hir School	5,108
Heat Pump Installation	130
Energy Projects	2,852
<b>Total</b>	<b>10,019</b>

## NOTE 15 – HERITAGE ASSETS

2021/22

	Art Collection and Civic Regalia £'000	Heritage Land & Buildings £'000	Total Heritage Assets £'000
<b>Cost or Valuation</b>			
At 1 April 2021	2,121	144	2,265
Revaluation increase/(decrease) to the Revaluation Reserve	-	24	24
<b>At 31 March 2022</b>	<b>2,121</b>	<b>168</b>	<b>2,289</b>
<b>Accumulated Depreciation and Impairment</b>			
At 1 April 2021	-	-	-
Depreciation Charge	-	6	6
<b>At 31 March 2022</b>	<b>-</b>	<b>6</b>	<b>6</b>
<b>Net Book Value</b>			
At 31 March 2022	2,121	162	2,283
At 31 March 2021	2,121	144	2,265

	Art Collection and Civic Regalia £'000	Heritage Land & Buildings £'000	Total Heritage Assets £'000
<b>Cost or Valuation</b>			
<b>At 1 April 2020</b>	2,110	1,866	3,976
Additions	11	-	11
Derecognition	-	(875)	(875)
Revaluation increase/(decrease) to the Revaluation Reserve	-	(542)	(542)
Revaluation increase/(decrease) to (Surplus)/Deficit on the Provision of Services	-	(128)	(128)
Transfer to Community Assets	-	(250)	(250)
Transfer from Investment Properties	-	73	73
<b>At 31 March 2021</b>	<b>2,121</b>	<b>144</b>	<b>2,265</b>
<b>Accumulated Depreciation and Impairment</b>			
<b>At 1 April 2020</b>	-	336	336
Depreciation Charge	-	53	53
Depreciation Charge written out to the Revaluation Reserve	-	(17)	(17)
Depreciation Charge written out to the (Surplus)/Deficit on the Provision of Services	-	(22)	(22)
Derecognition	-	(350)	(350)
<b>At 31 March 2021</b>	-	-	-
<b>Net Book Value</b>			
<b>At 31 March 2021</b>	<b>2,121</b>	<b>144</b>	<b>2,265</b>
<b>At 31 March 2020</b>	<b>2,110</b>	<b>1,530</b>	<b>3,640</b>

### Revaluation of Heritage Assets (Land and Buildings)

A small number of Land & Buildings assets have been identified as meeting the definition of Heritage Assets. The Heritage Assets (Land & Buildings) were last revalued in 2018/19, with those over £500k being revalued in 2020/21 as per the Council's revaluation procedures. The most notable heritage assets are:-

#### Melin Llynonn Mill

The revaluation of this asset follows the Council's standard revaluation procedures for land and property. The mill and its land are leased out on an operating lease basis.

#### Felin Y Graig

This asset transferred in 2020/21 from Investment Properties to Heritage Assets to more accurately reflect its classification.

### Revaluation of Heritage Assets (Art Collections)

A valuation for the Art Collections was obtained during 2017/18 and the resulting value was reflected in the 2017/18 Accounts. The valuation was based on a representative sample of the collections. The valuation was carried out by Bonhams of London, a firm of international Art Auctioneers and Valuers.

### Revaluation of Heritage Assets (Civic Regalia)

The Heritage Assets (Civic Regalia) have been revalued in 2021/22 as per the Council's revaluation procedures and in line with the five year rolling programme adopted for Property, Plant and Equipment (PPE) and Heritage Assets.

## NOTE 16 – INVESTMENT PROPERTIES

### a) Investment Properties

	2021/22 £'000	2020/21 £'000
<b>Balance at start of the year</b>	5,619	6,189
Disposals	(68)	-
Net gains/(losses) from fair value adjustments	(93)	(541)
Derecognition	(3,156)	-
Transfers:		
- (to)/from Property, Plant and Equipment	3,815	44
- (to)/from Heritage Assets	-	(73)
<b>Balance at end of the year</b>	<b>6,117</b>	<b>5,619</b>

There are no restrictions on the Council's ability to realise the value inherent in its wholly owned investment property which relates to the significant majority of the investment properties, or on the Council's right to the remittance of income and the proceeds of disposal on these assets.

However, during the year, the construction of Units 17 to 26, Penrhos Industrial units, Holyhead was completed. This project is a joint venture with Welsh Government, whereby the Council's share in the property is 16% and Welsh Government's share is 84% due to Welsh Government's contribution to construction costs. The Council receives 16% of the income and holds 16% of the value of the property and which is accounted for within investment properties on its balance sheet (£191k) which is included in note 16a and 16b. There is also a restriction on the duration of the joint venture. The Council and Welsh Government have extended the joint venture at Penrhos Industrial Estate, Holyhead to build additional industrial units, as phase 2 of the project.

The Council is also working in partnership with Welsh Government and the European Regional Development Fund (ERDF) on the construction of six new eco-friendly business units in Llangefni. The costs of these developments and phase 2 of Penrhos Industrial Estate are included in Assets under Construction within Property, Plant and Equipment (note 13a).

### b) Fair Value Measurement of Investment Properties 2021/22 Fair Value Hierarchy

Recurring fair value measurements using:	Quoted prices in active markets for identical assets (level 1) £'000	Other significant observable inputs (level 2) £'000	Significant unobservable inputs (level 3) £'000	Fair Value as at 31 March 2022 £'000
Retail Properties	-	788	-	788
Office units	-	709	-	709
Commercial units	-	4,620	-	4,620
<b>Total</b>	-	<b>6,117</b>	-	<b>6,117</b>



## 2020/21 Fair Value Hierarchy

Recurring fair value measurements using:	Quoted prices in active markets for identical assets (Level 1) £'000	Other significant observable inputs (level 2) £'000	Significant unobservable inputs (level 3) £'000	Fair Value as at 31 March 2021 £'000
Retail Properties	-	780	-	780
Office units	-	679	-	679
Commercial units	-	4,160	-	4,160
<b>Total</b>	-	<b>5,619</b>	-	<b>5,619</b>

## NOTE 17 - CAPITAL EXPENDITURE AND FINANCING

The total amount of capital expenditure incurred in the year is shown in the table below, together with the resources that have been used to finance it. Where capital expenditure is to be financed in future years by charges to revenue as assets are used by the Council, the expenditure results in an increase in the Capital Financing Requirement (CFR), a measure of the capital expenditure incurred historically that has yet to be financed. The net movement in the Capital Financing Requirement illustrates the change in the underlying need for the Council to borrow during the year to fund capital investment which has not been funded immediately from resources such as grants, capital receipts and direct funding from revenue.

Capital Expenditure and Financing	2021/22 £'000	2020/21 £'000
<b>Opening Capital Financing Requirement</b>	<b>136,560</b>	<b>136,904</b>
<b>Capital Invested in Year</b>		
Property, Plant and Equipment	31,570	30,807
Intangible Assets	97	147
Heritage Assets	-	12
Revenue Expenditure Funded from Capital Under Statute (REFCUS)	1,790	2,162
<b>Total</b>	<b>33,457</b>	<b>33,128</b>
<b>Source of Finance</b>		
Capital receipts	(312)	(1,516)
Reserve	(1,395)	(363)
Government Grants and Contributions	(20,706)	(18,948)
Revenue Provisions	(4,484)	(7,245)
REFCUS Grants	(1,780)	(1,904)
Minimum Revenue Provision and Set Aside	(3,536)	(3,496)
<b>Total</b>	<b>(32,213)</b>	<b>(33,472)</b>
<b>Net Increase/(Decrease) in Capital Financing Requirement</b>	<b>1,244</b>	<b>(344)</b>
<b>Closing Capital Financing Requirement</b>	<b>137,804</b>	<b>136,560</b>
<b>Explanation of Movement in Year</b>		
Increase in underlying need to borrow supported by Government assistance	1,764	1,242
Increase in underlying need to borrow unsupported by Government assistance	2,485	509
Loan	531	1,401
Minimum Revenue Provision and Voluntary Set Aside	(3,536)	(3,496)
<b>Net Increase/(Decrease) in Capital Financing Requirement</b>	<b>1,244</b>	<b>(344)</b>

## NOTE 18– DEBTORS

	Long-Term Debtors		Short-Term Debtors	
	31 March 2022 £'000	31 March 2021 £'000	31 March 2022 £'000	31 March 2021 £'000
Trade Receivables	-	-	5,823	2,215
Prepayments	-	-	1,086	1,191
Other Receivable Amounts	1,076	1,062	36,089	29,925
<b>Total</b>	<b>1,076</b>	<b>1,062</b>	<b>42,997</b>	<b>33,331</b>

The above debtors' figures are net of bad debt provisions totaling £7,077k in 2021/22 (£6,221k in 2020/21).

The past due date but not impaired amount for Council Tax can be analysed by age as follows:-

	31 March 2022 £'000	31 March 2021 £'000
Less than one year	1,453	1,792
More than one year	2,629	2,563
<b>Total</b>	<b>4,082</b>	<b>4,355</b>

## NOTE 19 – CASH AND CASH EQUIVALENTS

Cash and cash equivalents at the end of the financial year, as shown in the Statement of Cash Flow can be reconciled to the related items in the Balance Sheet as follows:-

	31 March 2022 £'000	31 March 2021 £'000
Cash held by the Authority	230	245
Bank current accounts	5,630	3,428
Short term deposits	38,618	25,067
<b>Total</b>	<b>44,478</b>	<b>28,740</b>

## NOTE 20 – CREDITORS

	Long-Term Creditors		Short-Term Creditors	
	31 March 2022 £'000	31 March 2021 £'000	31 March 2022 £'000	31 March 2021 £'000
Trade Creditors	-	-	(12,382)	(21,557)
Other Payables	(162)	(156)	(22,191)	(3,251)
<b>Total Creditors</b>	<b>(162)</b>	<b>(156)</b>	<b>(34,573)</b>	<b>(24,808)</b>

\*The Other Payables figure for 2020/21 has been restated as the original figure included £6,736k of grants received in advance which are reported separately in the balance sheet and included in note 30 Grants Income.

## NOTE 21 – PROVISIONS

	Balance at 1 April 2020	Increase / (Decrease) in Provisions during year	Utilised during year	Balance at 31 March 2021	Increase / (Decrease) in Provisions during year	Utilised during year	Balance at 31 March 2022
	£'000	£'000	£'000	£'000	£'000	£'000	£'000
Insurance Claims Provision	337	356	(403)	290	350	(253)	387
Penhesgyn Waste Site	4,766	-	(82)	4,684	(228)	(45)	4,411
Home Carers Travel Provision	40	-	(40)	-	-	-	-
Gwynedd and Anglesey Additional Learning Needs & Inclusion Service	37	36	-	73	44	-	117
<b>Total</b>	<b>5,180</b>	<b>392</b>	<b>(525)</b>	<b>5,047</b>	<b>166</b>	<b>(298)</b>	<b>4,915</b>
<b>Short-Term Provisions</b>	<b>459</b>	<b>392</b>	<b>(443)</b>	<b>408</b>	<b>394</b>	<b>(298)</b>	<b>504</b>
<b>Long-Term Provisions</b>	<b>4,721</b>	<b>-</b>	<b>(82)</b>	<b>4,639</b>	<b>(228)</b>	<b>-</b>	<b>4,411</b>
<b>Total</b>	<b>5,180</b>	<b>392</b>	<b>(525)</b>	<b>5,047</b>	<b>166</b>	<b>(298)</b>	<b>4,915</b>

### Purpose of Main Provisions - Penhesgyn Waste Site

The provision is for the aftercare of the areas of the site formerly used for landfill. There is no defined timescale for this work to be completed although, for management purposes, a time span of 30 years has been used on an ongoing basis until there is evidence that a shorter period would be sufficient. This funds annual decontamination works at Penhesgyn each year and provides for the risk of the culvert at the site collapsing.

## NOTE 22 – CASH FLOW FROM OPERATING ACTIVITIES

	2021/22	2020/21
	£'000	Restated £'000
<b>Adjustment to surplus or deficit on the Provision of Services for non-cash movements</b>		
Depreciation, Impairment and amortisation	21,677	24,666
Downward/(upwards) revaluations and non-sale derecognitions	2,673	690
(Increase)/decrease in Inventories	42	(6)
(Increase)/decrease in debtors	(9,679)	(1,622)
Increase/(decrease) in impairment for bad debts	-	0
Increase/(decrease) in creditors	9,771	4,376
Increase/(decrease) in grants receipts in advance	5,767	4,743
Transactions within the CIES relating to retirement benefits	17,000	7,259
Carrying amount of non-current assets and non-current assets held for sale, sold or derecognised	804	673
Increase/(Decrease) in Provisions	(131)	(133)
Movement in value of investment properties - Impairment and downward revaluations (and non-sale derecognitions)	94	541
<b>Total</b>	<b>48,018</b>	<b>41,187</b>
<b>Adjust for items included in the net surplus or deficit on the provision of services that are investing and financing activities</b>		
Proceeds from the sale of Property, Plant and Equipment, investment property and assets held for sale	(1,927)	(953)
Capital Grants and Contributions Received	(20,706)	(18,948)
<b>Total</b>	<b>(22,633)</b>	<b>(19,901)</b>

\* The comparative information for 2020/21 has been restated following re classification of the sum of £3,227k between creditors and receipts in advance

## NOTE 23 – CASH FLOW FROM INVESTING ACTIVITIES

	2021/22 £'000	2020/21 £'000
Purchase of Short and long term investments	(7,500)	-
Purchase of Property, Plant and Equipment, Heritage Assets, Investment Properties and Intangible Assets	(31,667)	(30,966)
Proceeds from the sale of Property, Plant and Equipment, investment property and assets held for sale	1,927	953
Capital Grants and Contributions Received	20,706	18,948
<b>Net Cash flows from Investing Activities</b>	<b>(16,534)</b>	<b>(11,065)</b>

## NOTE 24 – CASH FLOW FROM FINANCING ACTIVITIES

	2021/22 £'000	2020/21 £'000
<b>Movement in Borrowing</b>		
Short Term Borrowing	2,406	(14,679)
Long Term Borrowing	(1,581)	(166)
<b>Net Cash flows from Financing Activities</b>	<b>825</b>	<b>(14,845)</b>

## NOTE 25a – EXPENDITURE AND INCOME ANALYSED BY NATURE

The Comprehensive Income and Expenditure Statement provides financial information in relation to expenditure and income per service. This nature of expenses note provides financial information per type of expenditure rather than by service.

	2021/22 £'000	2020/21 £'000
<b>Expenditure</b>		
Employee benefits	111,624	95,249
Other services	124,460	120,289
Depreciation, amortisation, impairment & movement in market value of investment properties	21,771	25,207
Interest Payments	9,245	8,798
De-recognition and Impairment of Financial Assets	416	378
Precepts and levies	14,940	14,242
Gain on the disposal of assets	2,136	559
<b>Total Expenditure</b>	<b>284,592</b>	<b>264,722</b>
<b>Income</b>		
Fees, charges and other service income	(33,257)	(28,720)
Interest and investment income	(196)	(312)
Income from Council Tax, Non-Domestic Rates	(76,826)	(73,693)
Government grants and contributions	(180,375)	(172,316)
<b>Total Income</b>	<b>(290,654)</b>	<b>(275,041)</b>
<b>(Surplus) or Deficit on the provision of services</b>	<b>(6,062)</b>	<b>(10,319)</b>

## NOTE 25b SEGMENTAL INCOME

The table below shows the total of the Council's income from fees, charges and rents for the provision of services. This excludes grant income and council tax income.

Services	2021/22	2020/21
	Income from Services	Income from Services
	£'000	£'000
Lifelong Learning	(964)	(397)
Adult Services	(5,514)	(5,525)
Housing	(203)	(120)
Highways, Property and Waste	(4,013)	(2,191)
Regulation and Economic Development	(2,485)	(1,165)
Transformation	(49)	(53)
Resources	(181)	(117)
Council Business	(422)	(213)
Corporate and Democratic Costs	(115)	(129)
Housing Revenue Account (HRA)	(19,311)	(18,785)
<b>Total Income</b>	<b>(33,257)</b>	<b>(28,695)</b>

Most transactions the Council enters into with service recipients are straightforward. All transaction prices are based on the Council's Fees and Charges booklet which has been approved by the Executive and which are outlined on the Council's website at the following link/web address:-

<https://www.anglesey.gov.wales/en/Council/Council-finances/Council-fees-and-charges.aspx>

Service recipients, typically, are given 14 days to pay the Council fees and charges owed. This excludes fees and charges payable at the point of provision of the goods/services.

Contracts can relate to the financial year from 1 April 2021 to 31 March 2022. Any income not received by the end of March is accrued to match with the services provided. Some income is received at the same time as the services/goods are provided, for example, sale of gifts in the Oriel shop, admission for a swimming session at the Leisure Centres. One of the most complex income types relates to fees and charges for complex Adult Social Care placements. These charges can be deferred until income is available from sale of property. The Adult Services does recognise this income each financial year, despite it being deferred to match with the period when the care is provided.

## NOTE 26 – MEMBERS’ ALLOWANCES

A total of £717k (£693k in 2020/21) was paid in respect of allowances to Council Members during the year, as follows:-

	2021/22 £'000	2020/21 £'000
Basic and Special responsibility allowances	596	576
Chairman and Deputy Chairman’s Allowance	13	12
Pension Costs	57	59
National Insurance Costs	48	46
Travel Costs	-	(4)
Subsistence	-	-
Miscellaneous	3	4
<b>Total</b>	<b>717</b>	<b>693</b>

In addition, the Council spent £25,531 on expenses for lay members (£13,404 in 2020/21).

## NOTE 27 – OFFICERS’ REMUNERATION

The number of employees (including senior officers) whose actual remuneration paid was more than £60k but not more than £150k in 2021/22, excluding pension contributions but including severance pay, is as follows:-

Officer Remuneration <sup>1</sup>	Non-Schools 2021/22 Number of Employees	Non-Schools 2020/21 <sup>2</sup> Number of Employees	Schools 2021/22 Number of Employees	Schools 2020/21 <sup>2</sup> Number of Employees
£60,000 to £64,999	6	2	25	16
£65,000 to £69,999	3	2	6	9
£70,000 to £74,999	1	1	2	2
£75,000 to £79,999	-	3	3	2
£80,000 to £84,999	6	2	2	1
£85,000 to £89,999	-	4	2	2
£90,000 to £94,999	3	-	-	1
£95,000 to £99,999	-	1	1	1
£100,000 to £104,999	1	-	-	-
£105,000 to £109,999	-	-	-	-
£110,000 to £114,999	-	-	1	-
£115,000 to £119,999	-	-	-	-
£120,000 to £124,999	-	1	-	-
£125,000 to £129,999	1	-	-	-
<b>Total</b>	<b>21</b>	<b>16</b>	<b>42</b>	<b>34</b>

<sup>1</sup> Includes senior officers.

<sup>2</sup> The figures for 2020/21 have been restated to reflect the full time equivalent remuneration for the employees.

The following table provides details of remuneration paid to senior employees who are employed on a permanent basis and whose annual salaries and other benefits exceed £60k per annum. Senior employees whose remuneration exceeds £150k per annum are also named individually to comply with statutory requirements:-

Senior Officer Remuneration 2021/22	Salary, fees and allowances £	Expenses allowances £	Pension contribution £	Total £
Chief Executive <sup>1</sup>	122,940	-	25,405	<b>148,345</b>
Chief Executive <sup>1</sup>	3,617	-	774	<b>4,391</b>
Deputy Chief Executive <sup>1</sup>	98,070	-	20,987	<b>119,057</b>
Director of Function (Council Business) / Monitoring Officer <sup>2</sup>	81,943	-	17,493	<b>99,436</b>
Director of Function (Council Business) / Monitoring Officer (interim) <sup>2</sup>	29,972	-	6,414	<b>36,386</b>
Director of Function (Resources) & Section 151 Officer	90,420	-	19,350	<b>109,770</b>
Director of Social Services <sup>4</sup>	91,155	-	19,507	<b>110,662</b>
Director of Education, Skills and Young People	90,420	-	19,350	<b>109,770</b>
Head of Profession: HR & Transformation <sup>4</sup>	80,532	-	17,234	<b>97,766</b>
Head of Service: Housing <sup>4</sup>	81,956	-	17,539	<b>99,495</b>
Head of Regulation and Economic Development <sup>5</sup>	80,294	-	17,183	<b>97,477</b>
Head of Service: Adult Services <sup>3</sup>	45,723	-	9,785	<b>55,508</b>
Head of Service: Adult Services (interim) <sup>3</sup>	34,191	-	7,317	<b>41,508</b>
Head of Service: Highways, Waste & Property	80,294	-	17,183	<b>97,477</b>
<b>Total</b>	<b>1,011,527</b>	<b>-</b>	<b>215,521</b>	<b>1,227,048</b>

1 The Chief Executive left her post on 20/03/2022 and the Deputy Chief Executive was appointed as the new Chief Executive on 21/03/2022. The Deputy Chief Executive post remained vacant for the remainder of the year.

2 The Interim Director of Function (Council Business / Monitoring Officer) has been in post since 19/11/2021, due to the long term absence of the original post holder.

3 The Interim Head of Service: Adult Services left their post on 31/08/2021 with the new Head of Service: Adult Services commencing on 06/09/2021. The Director of Social Services and Head of Service: Adult Services (Interim) also received a special recognition payment of £735 which was given to social care workers to recognise and reward the hard work of social care staff who have provided essential care to our most vulnerable citizens during the Covid-19 pandemic.

4 The Head of Service: Housing received an honorarium for additional duties for the sum of £1,662 between 1 April 2021 and 30 September 2021. The Head of Profession: HR and Transformation received an honorarium for additional duties for the sum of £238 between 1 December 2021 and 31 March 2022.

5 The Head of Regulation and Economic Development was made permanent on 27/04/2021.

**Note:** Returning Officer element of Chief Executive salary is £6,410 and is not included in the figures above. The Director of Place & Community Wellbeing has been removed from the structure.

The remuneration ratio of the Chief Executive to the median remuneration of all employees during 2021/22 is 5.53:1 (5.77:1 in 2020/21). The median salary for all employees in 2021/22 is £22,129 (£20,903 in 2020/21). This is the salary at the mid-point of all employees' salaries, from lowest to highest.

Comparative figures for 2020/21 are shown in the following table:-

Senior Officer Remuneration 2020/21	Salary, fees and allowances £	Expenses allowances £	Pension contribution £	Total £
Chief Executive	120,526	17	25,793	146,336
Deputy Chief Executive	99,565	-	21,307	120,872
Director of Function (Council Business) / Monitoring Officer	80,535	-	17,235	97,770
Director of Function (Resources) & Section 151 Officer	89,084	456	19,064	108,604
Director of Social Services*	22,271	-	4,766	27,037
Director of Social Services (interim)*	70,525	-	15,092	85,617
Director of Education, Skills and Young People	89,084	-	19,064	108,148
Director of Place & Community Wellbeing**	-	-	-	-
Head of Service: HR & Transformation	79,107	216	16,929	96,252
Head of Service: Housing***	82,431	115	17,640	100,186
Head of Regulation and Economic Development (interim)	79,107	-	16,929	96,036
Head of Service: Children & Families	16,685	-	3,571	20,256
Head of Service: Adult Services (interim)*	62,626	-	13,402	76,028
Head of Service: Highways, Waste & Property	79,107	-	16,929	96,036
<b>Total</b>	<b>970,653</b>	<b>804</b>	<b>207,721</b>	<b>1,179,178</b>

\* Director of Social Services left post on 30/06/2020 and the Head of Children's Service was appointed as an Interim to the Director Post. A Head of Adult Services was appointed on an interim basis.

\*\* The Director of Place & Community Wellbeing remains vacant.

\*\*\* The Head of Service for Housing received an Honorarium for additional duties for the sum of £3,324 between 1 April 2020 and 31 March 2021.

## NOTE 28 – TERMINATION PAYMENTS

The number of exit packages with total cost per band and total cost of the compulsory and other redundancies is set out in the table below:-

Exit cost band (including special payments)	Number of compulsory redundancies		Number of other departures agreed		Total number of exit packages by cost band		Total cost of exit packages	
	2021/22	2020/21	2021/22	2020/21	2021/22	2020/21	2021/22 £'000	2020/21 £'000
£0 - £20,000	5	11	3	16	8	27	71	68
£20,001 - £40,000	-	-	1	-	1	-	37	-
£40,001 - £60,000	-	-	-	1	-	1	-	50
<b>Total</b>	<b>5</b>	<b>11</b>	<b>4</b>	<b>17</b>	<b>9</b>	<b>28</b>	<b>108</b>	<b>118</b>



## NOTE 29 – EXTERNAL AUDIT FEES

The Council has incurred the following costs relating to external audit and inspection:-

	2021/22 £'000	2020/21 £'000
Fees payable to Audit Wales with regard to external audit services carried out by the appointed auditor for the year	193	192
Fees payable to Audit Wales in respect of statutory inspections	100	100
Fees payable to Audit Wales for the certification of grant claims and returns for the year	45	45
<b>Total</b>	<b>338</b>	<b>337</b>

## NOTE 30 – GRANTS INCOME

The Council credited the following grants, contributions and donations to the Comprehensive Income and Expenditure Statement in 2021/22 and 2020/21 as follows:-

	Note	2021/22 £'000	2020/21 £'000
<b>Credited to Taxation and Non-Specific Grant Income</b>			
Revenue Support Grant (Non-ring-fenced Government Grants)	12	82,734	78,832
Capital Grants and Contributions	12	15,326	13,571
Non-Domestic Rates AEF (NDR)	12	23,480	22,173
Grant - HRA (Capital Grants and Contributions)	12	5,380	5,377
<b>Total</b>		<b>126,920</b>	<b>119,953</b>
<b>Credited to Services</b>			
<b>Grants:</b>			
Post-16 Grant (Education)		3,066	2,671
Education Improvement Grant (Education)		2,878	2,773
Pupil Development Grant (Education)		1,880	1,677
Children and Communities Grant* (Children's Services)		3,423	2,472
Concessionary Fares Grant		793	2,011
Housing Benefit Subsidy		14,272	15,375
Housing Support Grant**		3,502	2,666
Environment and Sustainable Development Grant		649	523
Levelling Up Fund		48	-
Community Renewal Fund		248	-
Integrated Care Fund		1,578	2,145
<b>Total</b>		<b>32,337</b>	<b>32,313</b>
<b>Covid Related Grants</b>			
<b>Covid Local Government Single Emergency Hardship Fund:</b>			
Lifelong Learning		1,006	2,107
Adult Services		1,643	1,887
Children's Services		310	344
Housing		564	894
Highways, Property and Waste		338	576
Economic Development and Regulatory		463	1,438
Corporate Transformation		-	146
Resources		220	796
Corporate and Democratic Costs		-	28
Housing Revenue Account		8	35
NDR Relief Grant		6,819	7,160
<b>Total</b>		<b>11,371</b>	<b>15,411</b>
<b>Other Covid Grants:</b>			
Lifelong Learning		2,244	1,541
Highways, Property and Waste		2	143
Economic Development and Regulatory		4	668
Resources		-	1,391
Corporate and Democratic Costs		-	1,232
<b>Total</b>		<b>2,250</b>	<b>4,975</b>
<b>Other Grants:</b>			
Lifelong Learning		4,751	3,315
Adult Services		4,136	1,095
Children's Services		3,032	1,162
Housing		1,340	2,205
Highways, Property and Waste		3,127	3,456
Economic Development and Regulatory		4,955	1,778
Corporate Transformation		239	214
Resources		1,170	703
Council Business		5	121
Corporate and Democratic Costs		396	-
Housing Revenue Account		-	11
<b>Total</b>		<b>23,151</b>	<b>14,060</b>
<b>Contributions:</b>			
		7,827	7,777
<b>Total grants and contributions credited to services</b>		<b>76,936</b>	<b>74,536</b>
<b>Total</b>		<b>203,856</b>	<b>194,489</b>

## Revenue Grants Received in Advance

Revenue Grants Received in Advance	2021/22 £'000	2020/21 Restated £'000
Lifelong Learning	198	261
Economic Development and Regulatory	1,984	961
Housing	4	-
Social Services	257	-
Corporate Transformation	21	2
Rate Relief	192	-
<b>Total</b>	<b>2,656</b>	<b>1,224</b>

\* The figures for 2020/21 have been restated to correct a classification error when recognising North Wales Economic Ambition Board grant. Refer to Note 4b for full details

## Capital Grants Received in Advance

The following capital grants were received in advance and have not been applied to the Comprehensive Income and Expenditure Statement:-

Capital Grants Received in Advance	2021/22 £'000	2020/21 Restated £'000
<b>Welsh Government Capital Grants and Contributions Received in Advance:</b>		
Welsh Government contribution to Construction in Penrhos Phase II	1,987	1,550
Welsh Government contribution to Construction in Llangefni	-	350
Contaminated Land	17	25
Gateway Units	261	646
21st Century Schools	50	-
Childcare small grant scheme	43	-
Area of Outstanding Natural Beauty Grant	-	100
Community Disabled Hub Grant	10	10
Hwb IT Infrastructure Grant	139	195
Green Recovery Grant	71	96
Circular Economy Grant	6	77
Anglesey Sustainable Landscapes, Sustainable Places	-	26
Green Spine Anglesey Project	-	60
Electric Vehicle Infrastructure	276	-
General Capital Grant	1,701	-
North Wales Economic Ambition Board	4,512	2,003
Other	-	7
<b>Capital Grants and Contributions Received in Advance from other Organisations:</b>		
Housing Commuted Sums	676	342
Amlwch 3G Pitch	75	-
Other	22	25
<b>Total</b>	<b>9,846</b>	<b>5,512</b>

\* The figures for 2020/21 have been restated to correct a classification error when recognising North Wales Economic Ambition Board grant. Refer to Note 4b for full details

## NOTE 31 – RELATED PARTIES

The Council is required to disclose information in relation to the Authority's transactions and outstanding balances with its related parties. The materiality of individual transactions arising through related parties and the following disclosures are concerned with transactions between the Council and its related parties. Details regarding joint committees and joint arrangements can be found in Note 37 Joint Committees.

### Members

Members are responsible for the direct control of the policies of the Council. The total Members' allowances paid during 2021/22 is shown in Note 26. The Council appoints Members to certain public, charitable and voluntary bodies, which are independent from the Council but have an impact on its service areas. In order that the Council can maintain effective partnerships with a number of these organisations, representatives of the Council, usually elected Councillors, sit on the various committees and forums that are responsible for them. A list of the outside bodies and the Council's representation can be found in Appendix 1.

During 2021/22, a total of £4,138k was paid in grants for the purchase of services from these bodies (£3,260k 2020/21). A summary of the individual organisations (where not disclosed elsewhere) which have transactions with the Council in excess of £20k:-

### 2021/22

Related Party	Relationship	Payments Made £'000	Amount owed by the Council £'000	Amounts owing to the Council £'000
Grŵp Llandrillo Menai	Member appointed by the Council to be a representative	340	-	19
Medrwn Môn	Member appointed by the Council to be a representative	306	-	-
North Wales Housing	Member appointed by the Council to be a representative	29	-	-
Citizens Advice Ynys Môn	Member appointed by the Council to be a representative	204	-	-
		<b>879</b>	<b>-</b>	<b>19</b>

### 2020/21

Related Party	Relationship	Payments Made £'000	Amount owed by the Council £'000	Amounts owing to the Council £'000
Grŵp Llandrillo Menai	Member appointed by the Council to be a representative	236	2	5
Medrwn Môn	Member appointed by the Council to be a representative	322	-	-
University Of Wales - Bangor	Member appointed by the Council to be a representative	21	-	18
Citizens Advice Ynys Môn	Member appointed by the Council to be a representative	80	-	-
		<b>659</b>	<b>2</b>	<b>23</b>

The Council is a member of the Welsh Local Government Association, to which subscriptions of £100k were paid in 2021/22 (£99k 2020/21).

Members have declared interests in contracts or in organisations which may have dealings with the Council in the Statutory Register of Members' Interests (one Member's declaration was signed before the end of the financial year on 23/03/2022). A total of £1,043k was paid by the Council in 2021/22 in relation to these interests where a form of control or significant influence exists (£583k 2020/21). Of these, there are two organisations who have received £20k or more in grants or payments for services during 2021/22 (none in 2020/21), Anglesey Young Farmers received £38k (with £0 owing and £0k owed to the Council) and Holyhead Town Council received £102k (with £0k owed and £14k owed to the Council).

### **Senior Officers**

Senior Officers are required to complete a personal declaration of interest, stating any interests they may hold with any organisation which may receive payments from the Council. The outgoing Chief Executive signed the declaration on 04/03/2022, before the end of her contract on 20/03/2022. During 2021/22, the Head of Housing declared an interest in accordance with Section 117 of the Local Government Act 1972 in a grant of £17k paid to a community ran public house. The Head of Housing did not take part in any discussion, decision or administration of the grant. In addition, the Director of Social Services declared an interest in a performing arts association who received a grant of £6k from the Council, but did not take part in any discussion, decision or administrating the grant. Senior Officers' remuneration totals can be seen under Note 27.

### **Government**

Welsh Government has effective control over the general operations of the Council as it provides the statutory framework within which the Council operates. It also provides the majority of the Council's funding is in the form of grants and prescribes the terms of many of the transactions the Council has with other parties (e.g. council tax, housing benefits). Details of Grant Income is set out in Note 33. Totals for Taxation and Non-Specific Tax is included in Note 12.

### **Betsi Cadwaladr University Health Board (BCUHB)**

Betsi Cadwaladr University Health Board (BCUHB), through common control by central Government, is a related party to the Council. Payments made by the Council for 2021/22 to BCUHB amounted to £1,536k (£1,189k 2020/21) and £380k (£458k 2020/21) was owing at year-end. Receipts taken in by the Council from BCUHB came to £6,585k (£6,132k 2020/21), with £2,428k (£1,632k 2020/21) due from our related party at year-end.

### **INTERESTS IN COMPANIES**

The Council has an interest in the following company, where the other member is Gwynedd Council, but it does not have significant influence over the company:-

#### **Cwmni Cynnal Cyf**

This company was established jointly by the Isle of Anglesey and Gwynedd Councils on local government reorganisation. It provides education support services under contract to maintained schools and to the local education authorities and schools inspection services to Estyn. The income of the company can only be applied towards the promotion of its objectives. The company is limited by guarantee, not having a share capital, and the Council's liability is limited to £1.

The company accounts for 2020/21 show a net loss of £113k (£149k loss 2019/20). The turnover for 2020/21 was £1,975k (£1,923k 2019/20). The company's published accounts show net assets of £230k as at 31 March 2021 (net assets were £371k at 31 March 2020).

Copies of the financial statements are available from Cwmni Cynnal Cyf, Plas Llanwnda, Caernarfon, Gwynedd. The auditor's report on the accounts for the financial year ended 31 March 2021 is not qualified. During 2021/22 financial year, the Council accounted for costs of £843k (£521k 2020/21) relating to the purchase of services from the company. The amount owed by the Council was £3k at year-end (£65k 2020/21) with £0k owing (£0k 2020/21).

This company appointed Ieuan Williams as their Chief Executive Officer in 2017. Ieuan Williams is a councillor of the Authority and holds the role of Deputy Leader and Portfolio Holder for Service Transformation and the Welsh Language. The Director of Education, Skills & Young People also holds a post as Director for the company.

The company ceased trading on 31 March 2022 and the staff transferred to the Isle of Anglesey County Council and Gwynedd Council under TUPE rules on 1 April 2022. The Company's contracts also transferred across, for which the Council paid £12.5k for the contracts it received. The net assets of the company will be transferred to a charity with similar charitable purposes upon liquidation.

The Council also has interests in the following companies:-

#### **Welsh Joint Education Committee - WJEC CBAC Limited**

The Council is a member of WJEC CBAC Limited, a charitable company whose members are the twenty-two Welsh unitary authorities and whose objectives are to provide examination services and to provide and promote other educational and cultural services. The company is limited by guarantee, not having a share capital, and the Council's liability is limited to £1.

During the 2021/22 financial year, the Council accounted for £229k (£253k 2020/21) for purchase of services from the company. The Council owed £0k (£0.542k 2020/21) at year end, with £222k (£0k 2020/21) owing.

The company accounts for 2020/21 (that is to year ended 30 September) show a net positive movement in funds of £17,113k (net positive movement in funds of £2,487k in 2019/20). The turnover for 2020/21 was £31,385k (£36,495k 2019/20) and net assets amounted to £56,077k as at 30 September 2021 (£38,964k as at 30 September 2020).

Copies of the company's accounts can be obtained from WJEC CBAC Limited, 245 Western Avenue, Llandaff, Cardiff, CF5 2YX. The auditor's report for the financial year ended 30 September 2021 is not qualified.

#### **Menter Môn Cyfyngedig**

The Council is a member of Menter Môn Cyf, and was one out of a total of three members at 31 March 2021. The company's objectives are to promote economic growth in rural Anglesey. The company is limited by guarantee, not having a share capital, and the Council's liability is limited to £1.

The Menter Môn Cyf. accounts for 2020 are Group accounts as the company now includes Annog Cyf. Previous year figures have been amended to reflect this.

During the 2021/22 financial year, the Council made payments of £463k to the company in support of the activities (£466k 2020/21). The Council owed £0k (£54k 2020/21) at year end, with £43k (£0.100k 2020/21) owing.

The company accounts for the financial year ended 31 December 2020 shows net loss before tax of £306k (net loss before tax of £210k in 2019). The turnover for 2020 was £5,233k (£4,941k in 2019) and net liabilities amounted to £3,240k as at 31 December 2020 (net liabilities of £599k in 2019).

Copies of the company's accounts can be obtained from Menter Môn, Llangefni Town Hall, Buckley Square, Llangefni, Anglesey, LL77 7LR. The auditor's report on the accounts for the financial year ended 31 December 2020 is not qualified.

### **Caergeiliog Foundation School**

Balances for current assets and liabilities controlled by Caergeiliog Foundation School are included in these accounts and so the school's reserves, as stated in this Balance Sheet, represent only the net current assets. The school also has non-current assets that are stated on the school's Balance Sheet at £730k at 31 March 2022 (£740k at 31 March 2021), on a combination of valuation and historical cost, less depreciation. The non-current assets are vested in the school's Governing Body and are not consolidated in this Council's Balance Sheet.

### **NOTE 32 – TRUST FUNDS**

The Council acts as trustee for a number of trust funds. Their accounts are available from the Accountancy Section, Resources Function, Council Offices, Isle of Anglesey County Council, Llangefni, Anglesey LL77 7TW. Besides the legacies left for purposes such as prize funds at schools and comforts and improvements in Social Services establishments, the Council is also responsible for the following Trust funds.

During 2021/22, the Director of Function (Resources) / Section 151 Officer had financial responsibility for a number of charities. Although their financial administration is integrated with that of the Council, the charities are legally separate from it and separate financial statements are produced, which are in accordance with applicable accounting standards and the Statement of Recommended Practice on Accounting by Charities, published by the Charity Commissioners. The charities are managed and expenditure is approved in accordance with criteria set out in the governing document of each one:-

#### **The Isle of Anglesey Charitable Association (Reg. 1174536)**

The Isle of Anglesey Charitable Association, previously the Isle of Anglesey Charitable Trust, was established by the Isle of Anglesey Borough Council, a forerunner of the County Council, to administer investments purchased from monies received from Shell (UK) Limited when the company ceased to operate an Oil Terminal on Anglesey.

The new Organisation is a separate legal entity with the same charitable purposes as the Isle of Anglesey Charitable Trust. The existing assets and liabilities of the Isle of Anglesey Charitable Trust have been transferred to the new entity from 1 October 2019, following a formal resolution by the Trustees on 24 September 2019.

The objectives of the Charitable Association are to provide amenities and facilities for the general public benefit of persons resident in the Isle of Anglesey. This is achieved by contributing towards spending on public services and by making grants to charitable and voluntary organisations. In the accounting period of 1 October 2020 to 30 September 2021, the Council received £107.5k from the Association towards the running costs of Oriel Ynys Môn.

#### **Anglesey Further Education Trust Fund (Reg. No. 525254)**

75% of net income from the David Hughes Charity Estate forms part of the Anglesey Further Educational Trust Fund, of which the Council is Trustee. The income is used for specified educational purposes. The other 25% is paid to the "David Hughes Charity for the Poor", which is not administered by the Council.

On 31 March 2022, the estimated balances of these Trust funds (at market value of the assets) are:-

<b>Pre Audited Statement Summary</b>	<b>2021/22 Income £'000</b>	<b>2021/22 Expenditure £'000</b>	<b>2021/22 Assets £'000</b>	<b>2021/22 Liabilities £'000</b>
The Isle of Anglesey Charitable Association (accounting year 01.10.20-30.09.21)	550	418	24,393	2,298
Welsh Church Fund	3	0	582	21
Anglesey Further Education Trust Fund	145	104	4,174	19

<b>Audited Statement Summary</b>	<b>2020/21 Income £'000</b>	<b>2020/21 Expenditure £'000</b>	<b>2020/21 Assets £'000</b>	<b>2020/21 Liabilities £'000</b>
Anglesey Further Education Trust Fund	138	207	4,635	19

The total value of the other funds, including investments at market value, is £105k as at 31 March 2022 (£112k as at 31 March 2021). Trust Fund balances are not included in the Balance Sheet as these represent assets held in trust for third parties rather than in ownership of the Council. Where the Council holds cash on behalf of a trust or is owed cash by a trust, these are included as genuine debtors and creditors in the Council's accounts. A summary performance of the larger Charitable Trusts is shown in the table above.

### **NOTE 33 – TEACHERS' PENSION SCHEME**

Teachers employed by the Council are members of the Teachers' Pension Scheme, administered by the Department for Education. The scheme provides teachers with specified benefits upon their retirement, and the Council contributes towards the costs by making contributions based on a percentage of members' pensionable salaries.

The scheme is technically a defined benefit scheme. However, the scheme is unfunded and the Department for Education uses a notional fund as the basis for calculating the employers' contribution rate paid by local authorities. The Council is not able to identify its share of the underlying financial position and performance of the scheme with sufficient reliability for accounting purposes. For the purpose of this Statement of Accounts it is, therefore, accounted for on the same basis as a defined contribution scheme.

In 2021/22, the Council paid £5,838k to Teachers' Pensions in respect of teachers' retirement benefits, representing 23.68% of pensionable pay (£5,371k and 23.27% in 2020/21).

The Council is responsible for the costs of any additional benefits awarded upon early retirement outside the terms of the teachers' scheme. These costs are accounted for on a defined benefits basis and detailed in Note 34 below.



## NOTE 34 – LOCAL GOVERNMENT DEFINED BENEFIT PENSION SCHEME

### Retirement Benefits

#### Participation in the Local Government Pension Scheme

As part of the terms and conditions of employment of its officers and other employees, the Council offers retirement benefits. Although these benefits will not actually be payable until employees retire, the Council has a commitment to make the payments that need to be disclosed at the time that employees earn their future entitlement. The Council participates in the Gwynedd Pension Fund administered by Gwynedd Council. This is a funded scheme, meaning that the Council and employees pay contributions into a fund, calculated at a level intended to balance the pension's liabilities with investment assets.

#### a) Transactions Relating to Post-Employment Benefits

The cost of retirement benefits is recognised in the reported cost of services when the employees earn them, rather than when they are eventually paid as pensions. However, the charge made against the Council Fund is based on the cash payable in the year, so the real cost of post-employment / retirement benefits is reversed out of the General Fund through the Movement in Reserves Statement. The following transactions have been made in the Comprehensive Income and Expenditure Statement and the General Fund Balance through the Movement in Reserves Statement during the year:-

	2021/22 £'000	2020/21 £'000
<b>Service cost comprising:</b>		
Current service cost	23,603	14,190
Losses on settlements or curtailments	26	7
<b>Total Service cost</b>	<b>23,629</b>	<b>14,197</b>
<b>Financing and Investment Income and Expenditure</b>		
Interest cost on defined benefit obligation	10,839	9,254
Interest Income on scheme Assets	(7,185)	(6,342)
<b>Total Post-employment benefits charged to the Surplus or Deficit on Provision of Service</b>	<b>27,283</b>	<b>17,109</b>
Return on Plan Assets (excluding amounts included in net interest expense)	(29,390)	(74,203)
Actuarial losses / (gains) arising on changes in demographic assumptions	(2,830)	6,618
Actuarial losses / (gains) arising on changes in financial assumptions	(39,560)	115,778
Other	(283)	(3,710)
<b>Total re-measurement of net defined benefit liability</b>	<b>(72,063)</b>	<b>44,483</b>
<b>Total Post-employment benefits charged to the Comprehensive Income and Expenditure Statement</b>	<b>(44,780)</b>	<b>61,592</b>
Reversal of net charges made for retirement benefits in accordance with the code	17,000	7,258
<b>Actual amount charged against the Council Fund balance for pensions in the year:</b>		
Employers' contributions payable to scheme	10,283	9,851
<b>Total Post-employment benefits charged to the Surplus or Deficit on Provision of Service</b>	<b>27,283</b>	<b>17,109</b>

#### b) Pension Assets and Liabilities recognised in the Balance Sheet

Liabilities have been assessed on an actuarial basis using the projected unit credit method, an estimate of the pensions that will be payable in future years dependent on assumptions about mortality rates, salary levels etc. Both the Local Government Pension Scheme and Discretionary Benefits liabilities have been assessed by Hymans Robertson LLP, an independent firm of actuaries, estimates being based on the latest full valuation of the Scheme as at 31 March 2022.

Amounts included in the Balance Sheet arising from the Authority's obligation in respect of its defined benefit plan are as follows:	31 March 2022 £'000	31 March 2021 £'000
Present Value of Scheme Assets	397,617	357,955
Present Value of Scheme Liabilities	(518,816)	(534,216)
<b>Net liability arising from defined obligation</b>	<b>(121,199)</b>	<b>(176,261)</b>

### Reconciliation of Present Value of the Scheme Liabilities

	2021/22 £'000	2020/21 £'000
<b>Balance as at 1 April</b>	<b>534,216</b>	<b>399,012</b>
Current service cost	23,486	14,190
Interest cost	10,839	9,254
Contributions from scheme participants	2,796	2,632
Remeasurement losses / (gains)	(42,673)	118,686
Past service costs	26	7
Estimated unfunded benefits paid	(793)	(998)
Estimated benefits paid	(9,081)	(8,567)
<b>Balance as at 31 March</b>	<b>518,816</b>	<b>534,216</b>

### Reconciliation of Present Value of the Scheme Assets

	2021/22 £'000	2020/21 £'000
<b>Opening Fair Value of Scheme Assets as at 1 April</b>	<b>357,955</b>	<b>274,492</b>
Interest Income	7,185	6,342
Return on plan assets (excl. net interest expense)	29,390	74,203
Contributions by members	2,796	2,632
<b>Contributions by employer</b>	<b>9,372</b>	<b>8,853</b>
Contributions in respect of unfunded benefits	793	998
Unfunded benefits paid	(793)	(998)
Benefits paid	(9,081)	(8,567)
<b>Balance as at 31 March</b>	<b>397,617</b>	<b>357,955</b>

### c) Fair Value of Scheme Assets

The table below shows a difference between 2020/21 and 2021/22 in the categorisation of equities and other investments between the Prices Quoted in Active Markets and Prices Not quoted in Active Markets. The Pension fund managers have since 2018/19, started to move investments from those quoted in active markets to two global pooled funds in the Wales Pensions Partnership (WPP). These investments are shown within Investment Funds and Unit Trusts which are not quoted in open markets. More information about the Gwynedd Pension Fund in its entirety is available on the following link:

<https://www.gwyneddpensionfund.wales/en/Home.aspx>

The Council's share of the Pension Scheme assets comprise:-

	2021/22 Prices Quoted in Active Markets £'000	2021/22 Prices not quoted in Active Markets £'000	2020/21 Prices Quoted in Active Markets £'000	2020/21 Prices not quoted in Active Markets £'000
<b>Cash and cash equivalents</b>	2,084		2,066	
<b>Private Equity</b>	-	22,734	-	22,257
<b>Investment Funds and Unit Trusts</b>				
Equities	-	247,932	-	229,343
Infrastructure	-	9,657	-	6,310
Other	-	79,038	-	69,589
		-		
<b>Real Estate</b>				
UK Property	-	36,172	-	28,391
Overseas property	-	-	-	-
<b>Total Value – All Assets</b>	<b>2,084</b>	<b>395,533</b>	<b>2,066</b>	<b>355,889</b>
<b>Total Value of Active and Non-Active Assets</b>		<b>397,617</b>		<b>357,955</b>

The Gwynedd Pension Fund's assets consist of the following categories, by proportion of the total assets held:-

	31 March 2022	31 March 2021
<b>Cash and cash equivalents</b>	0%	1%
<b>Equity investment (by industry type)</b>		
<b>Private equity</b>	6%	6%
<b>Investment Funds and Unit Trusts</b>		
Equities	64%	64%
Infrastructure	2%	2%
Other	20%	19%
<b>Real Estate</b>		
UK Property	8%	8%
<b>Total</b>	<b>100%</b>	<b>100%</b>

ch) Scheme History

Analysis of scheme assets and liabilities:-

	31 March 2022 £'000	31 March 2021 £'000	31 March 2020 £'000	31 March 2019 £'000	31 March 2018 £'000
Fair Value of Assets in pension scheme	397,617	357,955	274,492	312,536	288,424
Present Value of Defined Benefit Obligation	(518,816)	(534,216)	(399,012)	(443,266)	(390,612)
<b>(Deficit)/Asset in the Scheme</b>	<b>(121,199)</b>	<b>(176,261)</b>	<b>(124,520)</b>	<b>(130,730)</b>	<b>(102,188)</b>

The liabilities show the underlying commitments that the Council has in the long run to pay retirement benefits. The present value of defined benefit obligations of £518,816k has a substantial impact on the net worth of the Council as recorded in the Balance Sheet, resulting in a net liability of £121,199k.

However, statutory arrangements for funding the deficit mean that the financial position of the Council remains healthy. The deficit on the Gwynedd Pension Fund will be made good by increased contributions over the remaining working life of employees, assessed by the scheme actuary.

**d) The Significant Assumptions used by the actuary have been:-**

	2021/22	2020/21
<b>Mortality assumptions:</b>		
<i>Longevity at 65 current pensioners:</i>		
Men	21.3 years	21.5 years
Women	23.7 years	23.9 years
<i>Longevity at 65 for future pensioners:</i>		
Men	22.4 years	22.7 years
Women	25.7 years	25.9 years
Inflation/Pension Increase Rate	3.20%	2.85%
Salary Increase Rate	3.50%	3.15%
Expected Return on Assets	10.20%	29.20%
Rate for discounting scheme liabilities	2.70%	2.00%
<b>Take-up of option to convert annual pension into retirement lump sum:</b>		
Service to April 2008	50.00%	50.00%
Service post April 2008	75.00%	75.00%

**dd) Sensitivity Analysis**

The sensitivity analysis below is based on reasonably possible changes to the assumptions occurring at the end of the reporting period. It assumes for each change in assumption that all the other assumptions remain constant. The sensitivity analysis shows that the impact of a 0.1% increase in the real discount rate due to potential market changes which could decrease the fund's liabilities by £10,783k. A 0.1% increase in the salary increase rate, could increase the fund's costs by £1,179k. A 0.1% increase in the pensions' rate could increase liabilities by £9,522k. The estimations in the sensitivity analysis have been calculated in accordance with professional actuarial assumptions, IAS 19 and FRS 102.

This means that the use of the 0.1% assumptions below were selected by the specialist actuary in accordance with his/her professional judgement. The Actuary would have taken into account current and past information. Information about people's lifespans and demographic information would have also influenced this.

Change in assumptions as at 31 March 2022	Approximate % increase to employer	Approximate Monetary Amount £'000
0.1% decrease in real discount rate	2%	10,794
1 Year Increase in member life expectancy	4%	20,748
0.1% increase in the salary increase rate	0%	1,179
0.1% increase in pension increase rate	2%	9,532

## **e) Impact on the Authority's Cash Flows**

The objective of the scheme is to keep employers' contributions at as constant a rate as possible. The Council has a strategy with the scheme's actuary to achieve a funding level of 100% over the next 20 years. Funding levels are monitored on an annual basis. The next triennial valuation is due to be completed by 31 March 2022.

The scheme will need to take account of the national changes to the scheme under the Public Pension Services Act 2013.

Under the Act, the LGPS in England and Wales, and other main existing public service schemes, may not provide benefits in relation to service after 31 March 2014 (or Service after 31 March 2015 for other main existing public service pension schemes in England and Wales). The Act provides for schemes' regulation to be made within a common framework, to establish new career average revalued earnings schemes to pay pensions and other benefits.

The liabilities show underlying commitments that the Council has in the long run to pay post-employment (retirement) benefits. The net liability of £121,199k has a substantial impact on the net worth of the Council as recorded in the Balance Sheet. However, statutory arrangements for funding the deficit mean that the financial position of the Council remains healthy.

The deficit on the local government scheme will be made good by increased contributions over the remaining working life of employees (i.e. before payments fall due) as assessed by the scheme actuary; finance is only required to be raised to cover discretionary benefits when the pensions are actually paid.

## **f) Estimated contributions to be paid to Gwynedd Pension Fund in 2022/23**

The Council anticipates paying £10,098k contributions to the scheme in 2022/23. The amount outstanding to Gwynedd Council in respect of the LGPS contributions for 2021/22 as at 31 March 2022 is £1,169k and is included in the short-term creditors' disclosure note.

## **NOTE 35 – FINANCIAL INSTRUMENTS**

Financial instruments are contractual agreements between two or more parties regarding a right to payment of money. One party would have a financial asset where money or another financial asset is given to the other party, in exchange for the agreed return of the money or financial instrument, often with interest or a favorable return on the investment. The transaction would be a financial liability for the other party or parties. This would be the agreement to repay the money at the contracted time and for the agreed return. For example, the Council's main financial assets are its investments in bank deposits.

Examples of financial assets are cash, bank deposits, trade receivables (debtors), equities, bonds and derivatives. Examples of financial liabilities are borrowings, trade payables (creditors) and any contractual obligation to deliver cash or financial assets to another entity.

### **Note 35a FINANCIAL ASSETS**

This note shows the different categories of financial assets required by IFRS 9 and the value of the Council's financial assets at 31 March 2022. It also provides the value of non-financial assets, which includes the value of Land and Property and other assets. The Council can only enter into financial assets and liabilities in accordance with the Council's Treasury Management Strategy Statement. The strategy specifies strict criteria, therefore, the Council can only invest in financial assets which are highly secure and which can be accessed when the Council needs the cash.

Most investments are deposits in UK banks which meet the Council's credit rating criteria, or loans to other local authorities. These all fall under the IFRS 9 classification of Financial Assets measured at Amortised cost as highlighted by Note 35a.

The table below shows the carrying amount of the financial assets. This is the value of the financial assets in the Balance Sheet based on amortised cost. The fair value is also provided; this is a more current value, which would be the price to sell the financial assets on 31 March 2022. This was calculated by Link Asset Services, the Council's Treasury Management Consultants. The valuation was based on a comparison of the deposits with a comparable investment with the same/similar lender.

Financial Assets	Short-term				Long-term				Total			
	31/03/2022		31/03/2021*		31/03/22		31/03/2021		31/03/2022		31/03/2021*	
	Carrying Amount	Fair Value	Carrying Amount	Fair Value	Carrying Amount	Fair Value	Carrying Amount	Fair Value	Carrying Amount	Fair Value	Carrying Amount	Fair Value
	£'000	£'000	£'000	£'000			£'000	£'000	£'000	£'000	£'000	£'000
<b>Financial assets held at amortised cost</b>												
<b>Cash and cash equivalents</b>												
Cash and cash equivalents - deposits	38,616	38,618	20,066	20,067	-	-	-	-	38,616	38,618	20,066	20,067
Other Cash and cash equivalents	5,862	5,862	3,674	3,674	-	-	-	-	5,862	5,862	3,674	3,674
Loans to other Local Authorities	-	-	5,000	5,002	-	-	-	-	-	-	5,000	5,002
Other Short-term Investments	7,500	7,501	-	-	-	-	-	-	7,500	7,501	-	-
<b>Total Investments</b>	<b>51,978</b>	<b>51,981</b>	<b>28,740</b>	<b>28,743</b>	<b>-</b>	<b>-</b>	<b>-</b>	<b>-</b>	<b>51,978</b>	<b>51,981</b>	<b>28,740</b>	<b>28,743</b>
<b>Debtors</b>												
Rents	648	648	375	375	-	-	-	-	648	648	375	375
Employee Loans	159	159	208	208	95	95	97	97	254	254	305	305
Trade Debtors	3,242	3,242	2,216	2,216	-	-	-	-	3,242	3,242	2,216	2,216
Deferred Income	-	-	-	-	967	967	951	951	967	967	951	951
Housing Benefits Overpayments	950	950	524	524	-	-	-	-	950	950	524	524
Other debtors	59	59	-	-	-	-	-	-	59	59	-	-
<b>Total Debtors</b>	<b>4,939</b>	<b>4,939</b>	<b>3,322</b>	<b>3,323</b>	<b>1,062</b>	<b>1,062</b>	<b>1,048</b>	<b>1,048</b>	<b>6,001</b>	<b>6,001</b>	<b>4,370</b>	<b>4,370</b>
<b>Total Financial Instruments</b>	<b>56,917</b>	<b>56,920</b>	<b>32,062</b>	<b>32,066</b>	<b>1,062</b>	<b>1,062</b>	<b>1,048</b>	<b>1,048</b>	<b>57,979</b>	<b>57,982</b>	<b>33,110</b>	<b>33,113</b>
<b>Assets not Defined as Financial Instruments</b>	<b>39,028</b>	<b>39,028</b>	<b>31,761</b>	<b>31,757</b>	<b>475,820</b>	<b>475,820</b>	<b>438,716</b>	<b>438,716</b>	<b>514,848</b>	<b>514,848</b>	<b>470,477</b>	<b>470,477</b>
<b>Total Assets</b>	<b>95,945</b>	<b>95,948</b>	<b>63,823</b>	<b>63,823</b>	<b>476,882</b>	<b>476,882</b>	<b>439,764</b>	<b>439,764</b>	<b>572,827</b>	<b>572,830</b>	<b>503,587</b>	<b>503,590</b>

\*The figures for 2020/21 have been restated

The financial assets are split between investments and debtors. The investments are the cash deposits in UK banks along with other cash and cash equivalents which relate to the amounts held for operational banking and payment of day-to-day costs. The Council also invested £7,500k in a fixed term deposit at a higher interest rate. The amounts held as cash and cash equivalents in UK bank deposit accounts are surplus to the day-to-day needs but which will be required in the future. These earn interest for the period invested. The other category of financial assets is debtors.

These relate to organisations or individuals who owe the Council money. The most significant are trade debtors which relate to amounts due for services received. Employee loans are also shown; these are soft loans which mainly relate to car loans for members of staff who travel more extensively on Council business. The loans were provided at lower than market value rate due to the need for work-related travel. Debtors exclude transactions with government departments, and income and payments arising from taxation, including Council Tax and business rates.

#### NOTE 35b – FINANCIAL LIABILITIES HELD BY THE COUNCIL

All of the Council's Financial Liabilities are classified as Financial Liabilities at Amortised Cost. This is shown below in Note 35b. The note also shows the value of non-financial liabilities. The non-financial liabilities at 31 March 2022 includes the Pension Fund Liability of £121,199k.

The Council's borrowing liabilities amounted to £127,241k at 31 March 2022. This is the borrowing taken out over the years to fund capital expenditure on the construction of or refurbishment of Council assets. The short-term loans are the amounts due to be repaid by 31 March 2023. The long-term loans are due to be paid in more than one year's time. The main provider of loans to the Council is the Public Works Loans Board (PWLB), which is part of Central Government's Treasury Department.

The fair value of the Council's borrowing was calculated by the Council's Treasury Management consultants, Link Asset Services. The total fair value on the Council's borrowing was £169,573k, significantly higher than the carrying value on the Balance Sheet of £127,241k at 31 March 2022. The fair value of the assets is higher than the carrying amount because the Council's portfolio of investments includes a number of fixed rate loans where the interest rate receivable is higher than the rates available for similar loans at the Balance Sheet date. This commitment to pay interest above current market rates increases the amount that the Council would have to pay, if the lender requested, or agreed to, early repayment of loans. The fair value of short-term debtors and creditors is deemed to be equivalent to their carrying value.

Financial Liabilities	Short-term				Long-term				Total			
	31/03/2022		31/03/2021		31/03/2022		31/03/2021*		31/03/2022		31/03/2021	
	Carrying Amount	Fair Value	Carrying Amount	Fair Value	Carrying Amount	Fair Value	Carrying Amount	Fair Value	Carrying Amount	Fair Value	Carrying Amount	Fair Value
	£'000	£'000	£'000	£'000	£'000	£'000	£'000	£'000	£'000	£'000	£'000	£'000
<b>Financial liabilities held at amortised cost</b>												
<b>Borrowing</b>												
PWLB	4,191	4,261	1,906	1,906	119,578	162,446	121,877	180,375	123,769	166,707	123,783	182,281
Salix	373	456	252	299	3,099	2,410	2,381	2,020	3,472	2,866	2,633	2,319
<b>Total Financial Liabilities - Borrowing</b>	<b>4,564</b>	<b>4,717</b>	<b>2,158</b>	<b>2,205</b>	<b>122,677</b>	<b>164,856</b>	<b>124,258</b>	<b>182,395</b>	<b>127,241</b>	<b>169,573</b>	<b>126,416</b>	<b>184,600</b>
<b>Creditors</b>												
Trade	3,037	3,037	2,545	2,545	-	-	-	-	3,037	3,037	2,545	2,545
Other Creditors	2,642	2,642	12,259	12,259	163	163	156	156	2,805	2,805	12,415	12,415
<b>Total Financial Liabilities - Creditors</b>	<b>5,679</b>	<b>5,679</b>	<b>14,804</b>	<b>14,804</b>	<b>163</b>	<b>163</b>	<b>156</b>	<b>156</b>	<b>5,842</b>	<b>5,842</b>	<b>14,960</b>	<b>14,960</b>
<b>Total Financial Liabilities</b>	<b>10,243</b>	<b>10,396</b>	<b>16,962</b>	<b>17,009</b>	<b>122,840</b>	<b>165,019</b>	<b>124,414</b>	<b>182,551</b>	<b>133,083</b>	<b>175,415</b>	<b>141,376</b>	<b>199,560</b>
<b>Total Liabilities not defined as Financial Liabilities</b>	<b>41,901</b>	<b>41,901</b>	<b>16,779</b>	<b>17,103</b>	<b>125,610</b>	<b>125,838</b>	<b>180,946</b>	<b>180,946</b>	<b>167,511</b>	<b>157,214</b>	<b>198,049</b>	<b>198,049</b>
<b>Total Liabilities</b>	<b>52,144</b>	<b>52,297</b>	<b>33,741</b>	<b>34,112</b>	<b>248,450</b>	<b>290,857</b>	<b>305,360</b>	<b>363,497</b>	<b>300,594</b>	<b>332,629</b>	<b>339,425</b>	<b>397,609</b>

\* The long-term trade and other creditors' Financial Liabilities figure for 2020/21 has been restated. This restatement is the result of all liabilities no longer being assessed as financial. The removal of the accumulated absence figure has resulted in the restatement of the 2020-21 figures. The creditor figure here will therefore differ from the creditor lines on the balance sheet.

## NOTE 35c – INCOME, EXPENDITURE, GAINS AND LOSSES

The table below shows the impact of the Council's financial instruments held on the Council's annual revenue account for 2021/22.

The table shows that the Council was charged £416k (£378k in 2020/21) for the impairment and de-recognition of the financial assets noted above in Note 35a. Impairment and de-recognition charges are shown in more detail in Note 36a. The debtors asset is impaired to take into account the risk that not all outstanding debts will be paid. A charge for de-recognition is made for outstanding income unlikely to be paid. This reduces the value of the assets by this amount and charged the Comprehensive Income and Expenditure Statement (CIES).

The Council received £19k (£50k in 2020/21) in interest from its deposits in UK banks and loans to other local authorities. Interest on investments has reduced due to the impact of the historically low base rate which was reduced due to the Pandemic. Interest rates have since been increased and it is likely they will continue to be increased further. This will increase the interest receivable for 2022/23. The interest payable on borrowings relating to 2021/22 was £5,591k (£5,886k in 2020/21).

Income, Expense, Gains and Losses	2021/22		2020/21	
	Surplus or Deficit on the Provision of Services	Other Comprehensive Income and Expenditure	Surplus or Deficit on the Provision of Services	Other Comprehensive Income and Expenditure
	£'000	£'000	£'000	£'000
<b>Net (gain)/losses on:</b>				
Financial assets measured at amortised cost (impairment loss allowance and derecognition)	416	-	378	-
<b>Total net gains/losses</b>	<b>416</b>	<b>-</b>	<b>378</b>	<b>-</b>
<b>Interest revenue:</b>				
Financial assets measured at amortised cost	(19)	-	(50)	-
<b>Total interest revenue</b>	<b>(19)</b>	<b>-</b>	<b>(50)</b>	<b>-</b>
<b>Interest expense:</b>				
Financial liabilities measured at amortised cost	5,591	-	5,886	-
<b>Total Interest Expense</b>	<b>5,591</b>	<b>-</b>	<b>5,886</b>	<b>-</b>

## NOTE 36 – THE NATURE AND EXTENT OF RISKS ARISING FROM FINANCIAL INSTRUMENTS

The Council's activities expose it to a variety of financial risks:-

**Credit Risk** – the possibility that other parties might fail to pay amounts due to the Council.

**Liquidity Risk** – the possibility that the Council might not have funds available to meet its commitments to make payments.

**Market Risk** – the possibility that financial loss might arise for the Council because of changes in such measures as interest rates. The overall management of significant risks arising from Financial Instruments is supported by the Council's Treasury Management Strategy Statement and Annual Investment Strategy which is approved by the full Council. The Council has only invested in UK banks and other local authorities during the year.



## **Credit Risk**

Credit Risk arises from deposits with banks and financial institutions, as well as credit exposures to the Council's customers (debtors on the Balance Sheet). The standard requires the Council to provide for potential credit losses from potential non-payment of income due to the Council. This is called the Impairment loss allowance (ILA). Instead of basing potential losses on historic information only, the Council will take into account potential future credit losses earlier and has revised the impairment policy to impair for potential credit losses on more current debtors. The revised policy can be found in Note 41 Accounting Policies.

The Council has assessed the credit risk of bank deposits on the likelihood of the bank defaulting in repaying the investment. There are increased risks to the banking sector from Brexit, the impact of the Pandemic and more recently, the war in Ukraine. However, the risk of default is still considered low. This is due to banks' increased financial resilience following new legislation following the 2008 banking crises. The bank deposits have, therefore, not been impaired. Deposits are not made with banks and financial institutions unless, having been rated independently, they have attained a minimum credit rating or level of government guarantee, and credit limits are set for each counterparty. The Council has set a number of limits based on credit quality for different types of institutions, different periods and amounts and has a policy of not lending more than £10m to any one institution other than the UK government. The Council monitors credit ratings regularly and is alerted to changes by its Treasury Management consultants. Appropriate action is taken following any changes in accordance with the Annual Investment Strategy. An Annual Treasury Report is produced to report on investment activity.

There were no material breaches of credit limits during the financial year and there were no breaches of the counterparty criteria. The Council does not expect any losses from non-performance by any of its counterparties in relation to deposits.

The Council does not generally allow credit for customers; it has prescribed collection procedures for amounts owed by its customers and appropriate provisions are made for potential credit losses. In some circumstances, the Council obtains a legal charge on property to cover deferred debts, such as self-funding of residential care. The Council also has a number of longer-term debtors, mainly car loans to employees and residual mortgages from a closed scheme offering home loans to tenants and members of the public. The residual mortgages are low risk due to the charge held by the Council on mortgaged properties. The car loans are considered low risk due to the ability to deduct repayments of car loans from employees' salaries, reciprocal arrangements with other local authorities for any staff transferring with outstanding car loans, insurance for loans unpaid due to death in service and normal debt recovery procedures for any employees who leave local government employment.

## **NOTE 36a – IMPAIRMENT AND DERECOGNITION OF FINANCIAL ASSETS**

In order to ensure that the Council's income is not overstated in these accounts, debtors balances are impaired to account for the credit risk of receiving less income than is outstanding. This impairment takes into account more current debtors as well as debts outstanding over a longer period of time. In order to ensure that the Council does not recognise any income which might never be recovered, these debts are considered for write-off, which must be approved in accordance with the Council's constitution. Those approved for write-off are removed from the debtors balance and charged against revenue in the Financing and Investment Income and Expenditure section of the CIES.

The changes in impairment allowance and amount de-recognised is shown below:-

Asset Class (amortised cost)	2021/22	2020/21
	Lifetime expected credit losses - not credit impaired £'000	Lifetime expected credit losses - not credit impaired Restated £'000
Opening Balance as at 1 April 2021	3,743	3,415
Trade Debtors (excluding public sector and taxation)	389	288
Soft Loans	(21)	(6)
Housing Benefit Overpayments	(34)	-
Rents	44	46
<b>Total Impairment Allowance 31 March 2022</b>	<b>4,121</b>	<b>3,743</b>
Financial Assets that have been derecognised	39	44
<b>Total Impairment and Derecognition charged</b>	<b>417</b>	<b>372</b>

#### NOTE 36b – Credit risk from investments

The below criteria provides the minimum credit ratings for institutions the Council invests in. In practice the Council invests in UK banks and building societies and other UK local authorities after assessment of their financial information. The criteria also allows for UK Central Government financial instruments and triple A rated money market funds. This criteria is included in the annual Treasury Management Strategy Statement and has been approved by Full Council.

Category	Short Term Credit Rating (Fitch)	Short Term Credit Rating (Moody's)	Short Term Credit Rating (Standard & Poor's)	Long Term Credit Rating (Fitch)	Long Term Credit Rating (Moody's)	Long Term Credit Rating (Standard & Poor's)	Cash Limit	Time Limit
Bank and Building Societies (not nationalised or part nationalised)	F1+	P-1	A-1+	AAA	Aaa	AAA	£10m	5 years
	F1+	P-1	A-1+	AA	Aa2	AA	£10m	3 years
	F1+	P-1	A-1+	AA-	Aa3	AA-	£10m	364 days
	F1	P-1	A-1	A	A2	A	£7.5m	6 months
Nationalised / Part Nationalised UK Banks	n/a	n/a	n/a	n/a	n/a	n/a	£10m	364 days
NatWest Bank (Part Nationalised)	n/a	n/a	n/a	n/a	n/a	n/a	£30m	364 days
UK Central Government (irrespective of credit rating)	n/a	n/a	n/a	n/a	n/a	n/a	No maximum	No maximum
UK Local Authorities*	n/a	n/a	n/a	n/a	n/a	n/a	£5m	364 days
Money Market Funds	n/a	n/a	n/a	AAA	AAA	AAA	£5m	6 months

The table below details all the investments made by the Council as at 31 March, and the organisations' credit ratings which meet the Council's minimum criteria. In 2021 the Council started placing investments in fixed term fixed interest accounts which are secure but secure a higher rate of interest. This will continue throughout 2022/23 while cash balances are sufficient to allow investments for fixed periods of time.

Counterparty (Bank)	Short Term Credit Rating (Fitch)	Short Term Credit Rating (Moody's)	Short Term Credit Rating (Standard)	Long Term Credit Rating (Fitch)	Long Term Credit Rating	Long Term Credit Rating (Standard & Poor's)	Fair Value of Investments 31.03.22	Fair Value of Investments 31.03.21
							£'000	£'000
Bank of Scotland	F1	P-1	A-1	A+	A1	A+	7,207	7,206
Goldman Sachs International Bank	F1	P-1	A-1	A+	A1	A+	7,501	-
Natwest Cash Manager (part-nationalised)	n/a	n/a	n/a	n/a	n/a	n/a	24,001	5,364
Royal Bank of Scotland	n/a	n/a	n/a	n/a	n/a	n/a	2	2
Santander	F1	P-1	A-1	A+	A1	A	7,408	7,494
Flintshire County Borough Council	n/a	n/a	n/a	n/a	n/a	n/a	-	5,002
							<b>46,119</b>	<b>25,068</b>

### NOTE 36c – LIQUIDITY RISK AND PROFILE OF WHEN THE COUNCIL IS DUE TO REPAY LOANS

Liquidity Risk is low as the Council had no difficulty in the past in obtaining finance and has ready access to the Public Works Loans Board (PWLB) as lender of last resort. The key aims of the Treasury Management Strategy are to ensure the Authority is exposed to low risk and to ensure liquidity. The majority of the Authority's investments are in instant access deposit accounts. Therefore, there is a reduced risk that it will be unable to raise finance to meet its commitments under financial instruments.

However, there is often a risk that the Council will need to renew a significant proportion of its borrowings at a time of high interest rates. The current low interest rates would reduce interest rates on new loans that are taken out to repay the debt maturing. To assist in achieving this, the Council uses external treasury management advisors.

The maturity analysis of outstanding loans is shown in Note 36c below. Trade and other payables are due to be paid in less than one year.

	2021/22 Outstanding principal £'000	2021/22 Accrued interest £'000	2021/22 Cost less accumulated amortisation £'000	2020/21 Outstanding principal £'000	2020/21 Accrued interest £'000	2020/21 Cost less accumulated amortisation £'000
>50 years	-	-	-	-	-	-
34-50 years	49,976	-	49,976	49,976	-	49,976
23-33 years	45,712	-	45,712	45,712	-	45,712
15-22 years	11,932	-	11,932	11,932	-	11,932
11-14 years	2,194	-	2,194	2,194	-	2,194
7-10 years	4,938	-	4,938	4,683	-	4,683
4-6 years	4,523	-	4,523	4,526	-	4,526
1-3 years	3,401	-	3,401	5,235	-	5,235
<b>Total Long-Term Borrowing</b>	<b>122,676</b>	<b>-</b>	<b>122,676</b>	<b>124,258</b>	<b>-</b>	<b>124,258</b>
<b>Total Short-Term Borrowing (&lt; 1 year)</b>	<b>2,672</b>	<b>1,892</b>	<b>4,564</b>	<b>266</b>	<b>1,892</b>	<b>2,158</b>
<b>Total</b>	<b>125,348</b>	<b>1,892</b>	<b>127,240</b>	<b>124,524</b>	<b>1,892</b>	<b>126,416</b>

## NOTE 36ch – MARKET RISK AND ESTIMATED IMPACT OF A ONE PERCENT INCREASE IN INTEREST RATES ON FINANCIAL ASSETS

**Interest Rate Risk** – The Council faces potential risk in terms of its exposure to interest rate movements on its borrowings and investments. Movements in interest rates have a complex impact on the Council. For example, a rise in interest rates would have the following effects:-

- Borrowings at variable rates – the interest expense charged to the Surplus or Deficit on the Comprehensive Income and Expenditure Statement would rise;
- Borrowings at fixed rates – the fair value of the borrowings' liabilities would fall;
- Investments at variable rates – the interest income credited to the Surplus or Deficit on the Comprehensive Income and Expenditure Statement would rise; and
- Investments at fixed rates – the fair value of the assets would fall.

Borrowings are not carried at fair value as these are carried at Amortised Cost in accordance with the CIPFA code. Therefore, nominal gains and losses on fixed rate borrowings would not affect the Surplus or Deficit on the Provision of Services or other Comprehensive Income and Expenditure. However, changes in interest payable and receivable on variable rate borrowings and investments will be posted to the Surplus or Deficit on the Provision of Services and affect the Council Fund Balance.

The Council has a number of strategies for managing interest rate risk. The Council policy is to borrow mainly at fixed rates, thus obtaining certainty as to interest payable over the period of the loans. The Council, supported by its treasury advisors, continually monitors the prevailing interest rates and the market forecasts. If there was a significant risk of a sharp rise in long and short-term rates, then the portfolio position would be re-appraised with the likely outcome being that fixed rate funding would be drawn down whilst interest rates were still relatively cheap. If there was a significant risk of a sharp fall in long and short-term rates, then long-term borrowings would be postponed and any appropriate rescheduling from fixed rate funding into short rate funding would be undertaken.

All of the Council's current and long-term borrowings are held at fixed rates. This helps reduce the impact of bank rate changes on the Council. Note 39ch shows the impact of a 1% interest rate increase on the fair value of the Council Financial Instruments. The value of the loans in the Balance Sheet would remain the same due to the interest rates being fixed. However, the fair value would reduce by £26,256k. The rate increase would have a positive impact on the Council's deposits as an extra £386k interest receivable would be received if there was a 1% increase in interest rates.

<b>Impact of a 1% interest rate increase</b>	<b>£'000</b>
Increase in interest receivable from investments	386
<b>Impact on other Comprehensive Income and Expenditure</b>	<b>386</b>
Decrease in fair value of fixed rate borrowings liabilities (no impact on the Surplus or Deficit on the Provision of Services or other Comprehensive Income)	26,256

The Council receives regular market information and advice from its treasury management consultants and potential outcomes in relation to Brexit, Covid-19 and more recently the war in Ukraine.

The Council has sufficient cash balances and has not had to take out PWLB borrowing during the year. However, the Council did undertake two new Salix loans that are specific towards the development of more efficient energy usage.

## **NOTE 37 – JOINT COMMITTEES AND POOLED BUDGETS**

### **NOTE 37a – JOINT COMMITTEES**

#### **Joint Planning Committee**

The Isle of Anglesey County Council and Gwynedd Council are parties to the Joint Planning Committee.

Gwynedd Council is responsible for the operation of this committee, and the year-end balances are reflected in its Balance Sheet. The accounts for the committee can be viewed by following:-

<https://www.gwynedd.llyw.cymru/en/Council/Performance-and-spending/Budgets-and-finance/Statement-of-Accounts/Joint-Planning-Policy-Committee.aspx>

#### **GwE**

The Isle of Anglesey Council and the Councils of Gwynedd, Conwy, Flintshire, Wrexham and Denbighshire are parties to a joint committee relating to GwE (Gwasanaeth Effeithiolrwydd a Gwella Ysgolion Rhanbarthol) (Regional School Effectiveness and Improvement Service).

Gwynedd Council is responsible for the operation of this committee, and the year-end balances are reflected in its Balance Sheet. The accounts for the committee can be viewed by following:-

<https://www.gwynedd.llyw.cymru/en/Council/Performance-and-spending/Budgets-and-finance/Statement-of-Accounts/GwE-Joint-Committee.aspx>

#### **North Wales Economic Ambition Board**

The Council is part of the North Wales Economic Ambition Board which comprises representatives from all six of the North Wales Local Authorities. A key role of this committee is to coordinate the planning and delivery of the Growth Vision for North Wales, with an initial emphasis on the Growth Deal. The Growth Deal is a package of funding from Central Government and the Welsh Government, with a budget of £240m to deliver projects across Wales to deliver sustainable and economic growth.

Additional information about the Joint Committee can be found on Gwynedd Council's website at the following web address/link:-

<https://www.gwynedd.llyw.cymru/en/Council/Performance-and-spending/Budgets-and-finance/Statement-of-Accounts/North-Wales-Economic-Ambition-Board.aspx>

#### **North Wales Residual Waste Treatment Project**

The North Wales Residual Waste Treatment Project (NWRWTP) plant became fully operational during 2019/20. Service costs are being incurred and are reflected under the Highways, Property and Waste part of the Comprehensive Income and Expenditure Statement. Flintshire Council acts as lead authority on this project. Isle of Anglesey County Council's share of the joint committee costs for 2021/22 was £211. A copy of the 2020/21 accounts can be viewed using the following:

<https://committeemeetings.flintshire.gov.uk/ieListDocuments.aspx?CId=300&MId=5127&Ver=4&LLL=0>

The Isle of Anglesey County Council is also involved in various joint arrangements with neighbouring North Wales Councils and the Welsh Government, as follows:-

- North Wales Adoption Service (Lead: Wrexham. Parties: Flintshire, Denbighshire, Conwy, Gwynedd);
- Minerals and Waste Service (Lead: Flintshire. Parties: Denbighshire, Conwy, Gwynedd);
- Regional Emergency Planning Service (Lead: Flintshire. Parties: Wrexham, Denbighshire, Conwy, Gwynedd);
- Galw Gofal (Lead: Conwy, Parties: Gwynedd, Flintshire).
- Under regulation 19(1) of the Partnership Arrangements (Wales) Regulations 2015, a pooled budget arrangement has been agreed between North Wales local authorities and the Betsi Cadwaladr University Health Board (see Note 37b);
- Penrhos Industrial Estate – A joint arrangement since 2020/21 with Welsh Government where the Council keeps 16% of the net rental income and the remainder transferred to the Welsh Government. The units became available to rent in September 2021. A second phase is now underway with the construction of more units for rent;
- Tregarnedd – a new joint arrangement with Welsh Government for the construction of industrial units in Llangefni. Construction work is currently under way for these units, capital income from these units will be shared with Welsh Government.

The three joint operations relating to Anglesey in 2021/22, which are a result of the Covid-19 crisis, are:-

- Test, Trace and Protect Programme – tracing the contacts of individuals who have contracted coronavirus to interrupt the spread of Covid-19 by ensuring cases and their contacts isolate. Flintshire County Council acts as lead for the six North Wales local authorities. Isle of Anglesey County Council's share of expenditure for 2021/22 is £1,515k;
- Temporary Mortuary at Mochdre – the provision of a temporary mortuary in Mochdre, commissioned by North Wales Regional Emergency Planning Service. Flintshire County Council acts as host Authority. Costs are reimbursed by the Welsh Government through the Covid hardship fund. Isle of Anglesey County Council's share of the income and expenditure is 10%, which equates to £2,678;
- Bus Emergency Scheme – funding from Welsh Government to support regional bus operators. Flintshire County Council acts as agent for the six North Wales local authorities. The income and expenditure is shared between the North Wales authorities on the basis of the Bus Services Support Grant. Isle of Anglesey County Council received £256k during 2021/22 to be distributed to bus operators.

#### **NOTE 37b POOLED BUDGETS FOR HEALTH AND SOCIAL CARE**

Under regulation 19(1) of the Partnership Arrangements (Wales) Regulations 2015, a pooled budget arrangement has been agreed between the six North Wales local authorities and the Betsi Cadwaladr University Health Board in relation to the provision of care home accommodation for older people. The arrangement came into effect on 1 April 2019. Denbighshire County Council is acting as host authority during the initial term of the agreement (2019/20 to 2021/22).

The transactions for Isle of Anglesey County Council only, amounting to £5,209k (£5,049k 2020/21), are included in the Adults Services line of the Comprehensive Income and Expenditure Statement.

Income and expenditure for these pooled budget arrangements are as follows. The contributions for quarter 4 are included for information only and have not been accrued in the accounts. As per the Partnership Agreement, these payments will be made in arrears during 2022/23:-

<b>North Wales Pooled Budget for Care Homes for Older People</b>	<b>2021/22</b>	<b>2020/21</b>
	<b>£'000</b>	<b>£'000</b>
<b>Expenditure</b>		
Care Home Costs	98,982	93,035
<b>Total Expenditure</b>	<b>98,982</b>	<b>93,035</b>
<b>Funding</b>		
Isle of Anglesey County Council	(5,209)	(5,049)
Conwy County Borough Council	(14,221)	(13,106)
Denbighshire County Council	(9,340)	(8,626)
Flintshire County Council	(10,095)	(9,397)
Gwynedd Council	(9,143)	(8,641)
Wrexham County Borough Council	(15,317)	(12,203)
Betsi Calwaladr University Health Board	(35,657)	(36,013)
<b>Total Funding</b>	<b>(98,982)</b>	<b>(93,035)</b>
<b>(Surplus)/Deficit transferred to Reserve</b>	<b>-</b>	<b>-</b>

### **NOTE 38 – AGENCY ARRANGEMENTS**

The Isle of Anglesey County Council acts as an agent for various schemes on behalf of the Welsh Government.

#### **Houses into Homes**

The Council acts as an agent for Welsh Government for the provision of loans to individuals for renovation of empty homes in order to reduce the number of empty homes on Anglesey and increase housing opportunities:-

Houses into Homes £715k (£574k 2020/21);  
Home Improvements Empty Homes £108k (£108k 2020/21);  
Town Centre Scheme £875k (£475k 2020/21);  
Empty Homes Renovations Scheme £333k (£127k 2020/21);  
Horizon Bank Accounts £0k (£910k 2020/21).

#### **The Covid Pandemic**

During 2021/22, the Isle of Anglesey County Council has acted on behalf of the Welsh Government administering the different support grants made available to the residents and businesses of Anglesey during the pandemic and post pandemic recovery period. A total of £2,330k was compensated to Anglesey residents and businesses, supporting 5,630 individuals and establishments.

The Council has continued to provide core services throughout the pandemic in addition to dealing with the additional work associated with these circumstances, namely administering the following Covid related grants:-

- Business Support Grants – grants to support businesses during lockdown closures;
- Self-Isolation Grants – payment to individuals who are self-isolating as a result of exposure / potential exposure to Covid-19;
- Winter Fuel Payments – payments to eligible households to provide support towards paying their winter fuel bills;
- Freelancer Grants – Available to support freelancers in the cultural sectors affected by Covid-19;
- Statutory Sick Pay (SSP) Enhancement – Top up of SSP to full pay for care workers when they are unable to work due to Covid-19.

Grant Title	2021/22		2020/21	
	Payments Made	Admin Fee Received	Payments Made	Admin Fee Received
	£'000	£'000	£'000	£'000
Business Grants	1,119	179	40,710	404
Self-Isolation Scheme	522	92	51	29
Winter Fuel Payments	609	28	-	-
Freelancer Grants	-	-	342	-
SSP Enhancement	80	-	43	1
Cost of Living Support Scheme	3,557	-	-	-
<b>Total</b>	<b>5,887</b>	<b>299</b>	<b>41,146</b>	<b>434</b>

Note – The table includes payments made to individuals and businesses during the year and not the grant amounts claimed.

### Cost of Living Support Scheme

The Welsh Government announced a package of measures to help people with the cost of living crisis. The package includes £152k to provide a £150 cost of living payment to eligible households (the main scheme) and £25k to provide discretionary support for other purposes related to living costs.

The schemes are intended to provide immediate support as Wales recovers from the pandemic and support households to deal with the impact of increasing energy and other costs.

### NOTE 39 – COUNCIL TAX

Council Tax income derives from charges raised according to the value of residential properties, which have been classified into nine valuation bands estimating 1 April 2003 values for this specific purpose. Charges are calculated by taking the amount of income required for the Council and the North Wales Police Authority for the forthcoming year and dividing this amount by the Council Tax base. The Council Tax base is the total number of properties in each band adjusted by a proportion to convert the number to a band D equivalent and adjusted for discounts. The Council Tax base for 2021/22 was 31,548.20 (31,532.53 in 2020/21).

The amount for a band D property in 2021/22, £1,697.14 (£1,642.27 in 2020/21), is multiplied by the proportion specified for the particular band to give the amount due by band. Individual amounts due are calculated by applying discounts and benefits to the amount due by band.



Council Tax bills were based on the following multipliers for bands A to I:-

Band	A*	A	B	C	D	E	F	G	H	I
Multiplier	5/9	6/9	7/9	8/9	9/9	11/9	13/9	15/9	18/9	21/9

Band	A*	A	B	C	D	E	F	G	H	I	Total
Total Dwellings	11	4,197	6,083	6,135	6,755	5,182	2,525	1,029	160	52	
Multiplier	5/9	6/9	7/9	8/9	9/9	11/9	13/9	15/9	18/9	21/9	
Band "D" Equivalent	6.25	2,798.07	4,730.87	5,453.64	6,754.90	6,333.49	3,646.86	1,715.58	319.00	121.92	31,880.58

	2021/22	2020/21
Band D equivalent as above	31,880.58	31,884.68
Collection Rate	98.50%	98.50%
Revised Band D equivalent	31,402.37	31,406.41
MoD Properties – Band D equivalent	145.83	126.12
<b>Council Tax Base</b>	<b>31,548.20</b>	<b>31,532.53</b>

In 2013/14, the Welsh Assembly Government introduced the Council Tax Reduction Scheme to replace the Council Tax benefit scheme. £6,294k of Council Tax reductions were awarded in 2021/22 (£6,326k in 2020/21).

Analysis of the net proceeds from Council Tax:	2021/22 £'000	2020/21 £'000
<b>Gross Council Tax</b>	<b>53,931</b>	<b>51,702</b>
Add/Less: provision for non-payment not required or not previously accounted for	(585)	(182)
<b>Council Tax collectable</b>	<b>53,346</b>	<b>51,520</b>
Less Council Tax Reduction awarded to residents	(6,294)	(6,326)
<b>Net Proceeds from Council Tax</b>	<b>47,052</b>	<b>45,194</b>

#### NOTE 40 – NON-DOMESTIC RATES (NDR)

NDR is organised on a national basis. Non-domestic properties are normally assessed every five years for the purpose of calculating liability for NDR. A new list came into force on 1 April 2017. Revaluations do not raise extra revenue overall but reflect changes in the property market values across the country, redistributing the same total tax liability for NDR. Some rates bills will rise and some will fall but the average national bill will only change with inflation. The Welsh Government specifies an amount for the rate, 53.5p in 2021/22 (53.5p in 2020/21), and local businesses pay rates calculated by multiplying their rateable value by that amount.

The Council is responsible for collecting rates due from ratepayers in its area but pays the proceeds into the NDR pool administered by the Welsh Government. The Welsh Government then redistributes the sums paid into the pool back to local authorities on the basis of a fixed amount per head of population. NDR income, after reliefs and provisions (including Small Business Rates Relief provided by the Welsh Government), totalled £8,207k for 2021/22 (£8,042k in 2020/21) and was based on rateable value at the year-end of £40,998k (£41,082k in 2020/21).

<b>Analysis of the net proceeds from non-domestic rates:</b>	<b>2021/22 £'000</b>	<b>2020/21 £'000</b>
Non-domestic rates collectable	8,207	8,042
Cost of collection allowance	(179)	(168)
Interest paid on overpayments	-	-
Provision for bad debts	(1)	33
Contribution to cost of charitable relief	74	78
Retail, Leisure and Hospitality Business Rates Relief Scheme met from grant	6,853	7,160
High Street and Retail Relief met from grant	1	(12)
<b>Payments into national pool</b>	<b>14,955</b>	<b>15,133</b>
<b>Redistribution from national pool</b>	<b>23,480</b>	<b>22,173</b>

## NOTE 41 – ACCOUNTING POLICIES

This section discloses the specific accounting policies adopted by the Council for completion of the accounts.

Policy Reference	Policy Title
1	General Principles
2	Accruals of Income and Expenditure
3	Events After the Balance Sheet Date
4	Jointly Controlled Operations and Jointly Controlled Assets
5	Prior Period Adjustments, Changes in Accounting Policies and Estimates and Errors
6	Value Added Tax (VAT)
7	Fair Value Measurement
8	Non-Current Assets (Property, Plant and Equipment)
9	Investment Properties
10	Intangible Assets
11	Inventories and Long-term Contracts
12	Cash and Cash Equivalents
13	Financial Instruments
14	Provisions, Contingent Liabilities and Contingent Assets
15	Reserves
16	Revenue Recognition
17	Internal Interest
18	Leases
19	Charges to Revenue for Non-Current Assets - Minimum Revenue Provision (MRP)
20	Government Grants and Contributions
21	Revenue Expenditure Funded from Capital Under Statute (REFCUS)
22	Overheads and Support Services
23	Foreign Currency
24	Employee Benefits
25	Exceptional Items
26	Accounting for NDR
27	Agency Income and Expenditure

## **1. General Principles**

The Statement of Accounts summarises the Council's transactions for the 2021/22 financial year and its financial position at the year-end of 31 March 2022. The Council is required to prepare an annual Statement of Accounts by the Accounts and Audit (Wales) Regulations and the Accounts and Audit (Wales) (Amendment) Regulations 2018. These regulations require the accounts to be prepared in accordance with proper accounting practices. These practices primarily comprise the CIPFA Code of Practice on Local Authority Accounting in the United Kingdom 2021/22 and the CIPFA Service Reporting Code of Practice 2021/22, supported by International Financial Reporting Standards (IFRS). All principal accounting policies have been applied consistently throughout the year. The Statement of Accounts has been prepared on a "going concern" basis.

## **2. Accruals of Income and Expenditure**

Transactions are accounted for in the year that they take place, not simply when cash payments are made or received. This accruals accounting approach provides a more complete basis for reporting the Council's financial performance as it includes the Council's future commitments to pay/receive cash for goods and services received but not paid by 31 March 2022. Income and expenditure is accounted for in the year the activity it relates to takes place, not simply when cash is paid or received, i.e. on an accruals basis. This means income is recorded when it is earned not received and expenditure when it is incurred not when it is paid. Income from the sale of goods is included in the accounts when the sale is completed, not when the cash is received. Income from the provision of services is recognised when the Council can measure reliably the percentage of completion of the transaction and, as a result of this, the Council is due income in return for the services provided. In addition:-

- Supplies are recorded as expenditure when they are consumed – where there is a gap between the date supplies are received and their consumption, they are carried as inventories on the Balance Sheet;
- Expenses in relation to services received (including services provided by employees) are recorded as expenditure when the services are received rather than when payments are made;
- Interest receivable on investments and bank deposits and payable on borrowings (including bank overdrafts) is accounted for respectively as income and expenditure on the basis of the effective interest rate for the relevant financial instrument rather than necessarily the cash flows fixed or determined by the contract; and
- Where revenue and expenditure have been recognised but cash has not been received or paid, a debtor or creditor for the relevant amount is recorded in the Balance Sheet. Where debts may not be settled, the balance of debtors is written down and a charge made to revenue for the income that may not be collected.

## **3. Events after the Balance Sheet Date**

Events can occur after the year-end which might have a significant effect on the financial results for that year. Events after the Balance Sheet date are those events, both favourable and unfavourable, that occur between the end of the financial year and the date when the Statement of Accounts is authorised for issue. The Statement of Accounts is authorised for issue when the final audited accounts are signed by the Section 151 Officer, after the accounts are approved by full Council. The law requires that the audited, authorised final accounts are completed by 31 July following the year-end. Two types of events can be identified:-

- those that provide evidence of conditions that existed at the end of the financial year – the Statement of Accounts is adjusted to reflect such events; and
- those that are indicative of conditions that arose after the financial year – the Statement of Accounts is not adjusted to reflect such events but, where a category of events would have a material effect, disclosure is made in the notes of the nature of the events and their estimated financial effect.

Events taking place after the date of authorisation for issue are not reflected in the Statement of Accounts.

#### **4. Jointly Controlled Operations and Jointly Controlled Assets**

Jointly controlled operations are activities undertaken by the Council in conjunction with other ventures that involve the use of the assets and resources of the ventures rather than the establishment of a separate entity. The Council recognises on its Balance Sheet its share of the assets and the liabilities that it incurs. The Comprehensive Income and Expenditure Statement is debited with the expenditure it incurs and credited with the share of income it earns from the activity of the operation.

Jointly controlled assets are items of property, plant or equipment that are jointly controlled by the Council and other venturers, with the assets being used to obtain benefits for the venturers. The joint venture does not involve the establishment of a separate entity. The Council accounts for only its share of the jointly controlled assets, the liabilities and expenses that it incurs on its own behalf or jointly with others in respect of its interest in the joint venture and income that it earns from the venture.

#### **5. Prior Period Adjustments, Changes in Accounting Policies and Estimates and Errors**

Prior period adjustments may arise as a result of a change in accounting policies or to correct a material error. Changes in accounting estimates are accounted for prospectively, i.e. in the current and future years affected by the change, and do not give rise to a prior period adjustment.

Changes in accounting policies are only made when required by proper accounting practices or the change provides more reliable or relevant information about the effect of the transactions, other events and the conditions on the Council's financial position and financial performance. Where a change is made, it is applied retrospectively (unless otherwise stated) by adjusting opening balances and comparative amounts for the prior period as if the new policy had always been applied.

Material errors discovered in prior period figures are corrected retrospectively by amending opening balances and comparative amounts for the prior period.

#### **6. Value Added Tax (VAT)**

VAT payable is included as an expense only to the extent that it is not recoverable from Her Majesty's Revenue & Customs. VAT receivable is excluded from income.

## **7. Fair Value Measurement**

IFRS 13 Fair Value Measurement requires most non-current assets, liabilities and financial instruments to be valued at fair value, often with regard to an active market value where available. For operational assets, the standard introduces the concept of fair value being based on current value (often value in use) for revaluations of Property, Plant and Equipment. This means measurements should reflect the market conditions for the service or function at the reporting date. The standard provides different fair valuation approaches to differing asset types. For non-operational assets, i.e. investment assets, assets held for sale and surplus assets, these are valued at their highest and best use. Where there is an alternative use which would be of a higher fair value that is the fair value which would be used for the valuation of non-operational assets. The code does not require infrastructure assets to be revalued at current value. Infrastructure assets are, instead, valued at depreciated historical cost.

The Authority measures the fair value of an asset or liability using the assumptions that market participants would use when pricing the asset or liability, assuming that market participants act in their economic best interest.

## **8. Non-Current Assets (Plant, Property and Equipment)**

### **8.1 Recognition**

Non-current assets - Plant, Property and Equipment (PPE) - are physical assets which last a year or more and will be used by the Council in support of its provision of goods and services. The Council has set a minimum amount for expenditure on assets to be classed as capital expenditure. This de-minimis amount is £10k. Expenditure on the acquisition, creation or enhancement of non-current assets which cost £10k or more is capitalised on an accruals basis providing that it meets the above definition of a non-current asset. Plant, Property and Equipment would include assets such as machinery; it would not typically include assets held for sale as they would normally be expected to be disposed of within 12 months.

The costs of these assets may include initial costs of acquisition and construction and subsequent costs to enhance or replace part of the asset. All other expenditure arising from day-to-day servicing of assets, including repairs and maintenance, is recognised in the Comprehensive Income and Expenditure Statement as the costs are incurred.

### **8.2 Measurement**

Assets are initially measured at cost, comprising:-

- the purchase price;
- any costs attributable to bringing the asset to the location and condition necessary for it to be capable of operating in the manner intended by management; and
- the initial estimate of the costs of dismantling and removing the item and restoring the site on which it is located in cases where, in order to bring an asset into use, any relocation of the asset is required.

The Council does not capitalise borrowing costs incurred whilst assets are under construction.

The cost of assets acquired other than by purchase is deemed to be their fair value, unless the acquisition does not have commercial substance (i.e. it will not lead to a variation in the cash flows of the Council). In the latter case, where an asset is acquired via an exchange, the cost of the acquisition is the carrying amount of the asset given up by the Council.

Assets are then carried in the Balance Sheet using the following measurement bases:-

- Infrastructure, community assets and assets under construction are valued at depreciated historical cost;
- Council dwellings – fair value, determined using the basis of existing use value for social housing (EUV-SH);
- Council offices – current value, determined by the amount that would be paid for the asset in its existing use;
- School buildings – would be valued at current value in use but, because of their specialist nature, are measured at depreciated replacement cost;
- Surplus assets – the current value measurement is fair value, estimated at the highest and best use from a market participant's perspective;
- All other operational assets have been measured at current value based on existing use value (EUV). This means that the current value of land and buildings would be that amount which would be exchanged for an asset in its existing use. If there is no market evident for an asset due to its specialist nature or if the type of asset is rarely sold, the Authority estimates the current value using a depreciated replacement cost approach. For example, for property comprising land and buildings, depreciated replacement cost would be the market value for the existing use for the land on which the building sits plus the current gross replacement cost of the building less allowances for physical deterioration, obsolescence and optimisation;
- Donated assets are measured initially at fair value. The difference between fair value and any consideration paid is credited to the Taxation and Non-specific Grant Income and Expenditure line of the Comprehensive Income and Expenditure Statement. Where there are conditions on any donated assets, the gain is instead credited to the Donated Assets Account. Where gains are credited to the Comprehensive Income and Expenditure Statement, they are reversed out of the General Fund balance to the Capital Adjustment Account in the Movement in Reserves Statement;
- Where a part or component of an asset is replaced, the carrying value of the old part/component is derecognised to avoid double counting. The new component is then added to the carrying amount. If it is not practicable to determine the carrying amount of the replaced part, the cost of the new part is used as an indication of the cost of the replaced part; and
- Where an asset is not held for the purpose of generating cash flows, value in use is assumed to be at least equal to the cost of replacing the asset's service potential.

Where non-property assets have short useful lives or low values (or both), depreciated historical cost basis is used as a proxy for fair value. 'Short Useful life' typically means seven years or less, although it may be longer for specialist items of plant and equipment.

Assets included in the Balance Sheet at fair value are revalued sufficiently regularly to ensure that their carrying amount is not materially different from their fair value at the year- end, but as a minimum every five years. In practice, the Council undertakes valuations of its Property, Plant and Equipment assets based on a five-year rolling programme. However, assets with a carrying value over £500k are revalued each year. Increases in asset values are matched by credits to the Revaluation Reserve to recognise unrealised gains. Exceptionally, revaluation gains might be credited to the Comprehensive Income and Expenditure Statement where they arise from the reversal of a loss previously charged to a service.

Where decreases in value are identified, they are accounted for as follows:-

- where there is a balance of revaluation gains for the asset in the Revaluation Reserve, the carrying amount of the asset is written down against that balance (up to the amount of the accumulated gains); and
- where there is no balance in the Revaluation Reserve, the carrying amount of the asset is written down against the relevant service line(s) in the Comprehensive Income and Expenditure Statement (CIES).

The Revaluation Reserve contains revaluation gains recognised since 1 April 2007 only, the date of its formal implementation. Gains arising before that date have been consolidated into the Capital Adjustment Account.

### **8.3 Impairment**

Assets are assessed at each year-end as to whether there is any indication that an asset may be impaired.

Examples of events and changes in circumstances that indicate impairment may have occurred include:-

- significant decline (i.e. more than expected as a result of the passage of time or normal use) in an asset's carrying amount during the period, that is specific to the asset;
- evidence of obsolescence or physical damage of an asset;
- a commitment by the Council to undertake a significant reorganisation; and
- a significant adverse change in the statutory or other regulatory environment in which the Council operates.

Where indications exist, and any possible differences are estimated to be material, the recoverable amount of the asset is estimated and, where this is less than the carrying amount of the asset, an impairment loss is recognised for the shortfall.

Where impairment losses are identified on revalued assets, they are accounted for by:-

- where there is a balance of revaluation gains for the asset in the Revaluation Reserve, the impairment against the asset is written down against that balance (up to the amount of the accumulated gains);



- where there is no balance in the Revaluation Reserve, the impairment against the asset is written down against the relevant service line(s) in the Comprehensive Income and Expenditure Statement. Where an impairment loss is subsequently reversed, the reversal is credited to the relevant service line(s) in the Comprehensive Income and Expenditure Statement, to the extent that the original loss was recognised in the CIES, adjusted for depreciation that would have been charged if the loss had not been recognised. Any excess is recognised in the Revaluation Reserve.

Where the impairment is on a non-revalued asset (i.e. an asset with a carrying value based on historical cost), the impairment is recognised in the Comprehensive Income and Expenditure Statement.

#### **8.4 Depreciation**

Depreciation is provided for on all Property, Plant and Equipment assets in order to allocate their depreciable amounts over their useful lives. An exception is made for assets without a determinable finite useful life (i.e. freehold land) and assets that are not yet available for use (i.e. assets under construction).

Depreciation is calculated on the following bases:-

- dwellings and other buildings – straight-line allocation over periods of up to 75 years, as estimated by the Valuer;
- infrastructure – straight-line allocation over periods of up to 45 years;
- vehicles, plant, furniture and equipment – straight-line allocation over 5 to 15 years.

Where an item of Property, Plant and Equipment asset has major components whose cost is significant in relation to the total cost of the item, the components are depreciated separately.

Revaluation gains are also depreciated, with an amount equal to the difference between current value depreciation charged on assets and the depreciation that would have been chargeable based on their historical cost being transferred each year from the Revaluation Reserve to the Capital Adjustment Account.

Depreciation is not charged in the year an asset is acquired.

Where an item of Property, Plant and Equipment (Non-Current Asset) has major components whose cost is significant in relation to the total cost of the item, the components are depreciated separately.

Applying this in practice requires an assessment against the below criteria, to establish if:-

- The economic useful life is significantly different from the other components of the asset i.e. 15 years or more;
- The value of the asset is £2m or greater and the component is over 25% of the total value of the asset;
- The economic useful life is significantly different but the value represents less than 25% of the total value of the asset; the component will be separately identified if, in the Valuer's judgement, it is deemed to be material, e.g. where the value of a component is, say, £3m (10%) of the depreciating asset that has a total value of £30m.

If the depreciating asset is part of a wider group held for the same purpose, for example, leisure centres, this recommended policy on componentisation will be applied to the total of this wider group and not to each individual depreciating asset within the group.

## **8.5 Disposals and Non-current Assets Held-for-Sale**

These assets are actively marketed for sale and where the Council expects that sale will go through in the next 12 months. The assets are identified separately as the value in the Balance Sheet will be recovered principally through a sale transaction rather than future continued use. The asset is revalued immediately before reclassification and then carried at the lower of this amount and fair value less costs to sell. Fair value of non-current assets held for sale is measured at the highest and best use. Where there is a subsequent decrease to fair value less costs to sell, the loss is posted to the Other Operating Expenditure line in the Comprehensive Income and Expenditure Statement. Gains in fair value are recognised only up to the amount of any previous losses recognised in the Surplus or Deficit on Provision of Services. Depreciation is not charged on Assets Held-for-Sale.

If assets no longer meet the criteria to be classified as Assets Held-for-Sale, they are reclassified back to non-current assets and valued at the lower of their carrying amount before they were classified as held for sale, adjusted for depreciation, amortisation or revaluations that would have been recognised had they not been classified as Held-for-Sale, and their recoverable amount at the date of the decision not to sell.

Assets that are to be abandoned or scrapped are not reclassified as Assets-Held-for-Sale.

## **8.6 Disposals of Non-current Assets**

When an asset is disposed of or decommissioned, the carrying amount of the asset in the Balance Sheet (whether Property, Plant and Equipment or Assets Held-for-Sale) is written off to the Other Operating Expenditure line in the Comprehensive Income and Expenditure Statement as part of the gain or loss on disposal. This cost is subsequently transferred to the Capital Adjustment Account in the Movement in Reserves Statement.

Receipts from disposals (if any) are credited to the same line in the Comprehensive Income and Expenditure Statement also as part of the gain or loss on disposal (i.e. netted off against the carrying value of the asset at the time of disposal). Any revaluation gains accumulated for the asset in the Revaluation Reserve are transferred to the Capital Adjustment Account.

Amounts received for a disposal in excess of £10k are categorised as capital receipts and can then only be used for new capital investment or set aside to reduce the Council's underlying need to borrow (the Capital Financing Requirement). Receipts are appropriated to the Capital Receipts Reserve from the Council Fund Balance in the Movement in Reserves Statement.

The written-off value of disposals is not a charge against Council Tax, as the cost of non-current assets is fully provided for under separate arrangements for capital financing. Amounts are appropriated to the Capital Adjustment Account from the Council Fund Balance in the Movement in Reserves Statement.

## **8.7 Surplus Assets**

The fair value of surplus assets is the price that would be received to sell an asset or paid to transfer a liability in an orderly transaction between market participants at the measurement date. This will be based on the highest and best use estimated using Level 1 inputs.

## **8.8 Heritage Assets**

Heritage Assets are those assets that are intended to be preserved in trust for future generations because of their cultural, environmental or historical associations. They are held by the Council in pursuit of its overall objectives to preserve the heritage of the Isle of Anglesey.

The Council owns a number of tangible heritage assets such as historical buildings and works of art.

Operational Heritage Assets (i.e. those that, in addition to being held for their heritage characteristics, are also used by the Council for other activities or to provide other services) are valued and accounted for as operational assets, in the same way as other assets of that general type (e.g. operational buildings).

Heritage Assets are valued on the basis that is most appropriate and relevant in respect of the individual asset or class of assets. Where it is not practicable to obtain a valuation at a cost which is commensurate with the benefits to users of the financial statements, Heritage Assets are measured at historical cost (less any accumulated depreciation, amortisation and impairment losses as appropriate). Where Heritage Assets are measured at valuation, then the carrying amount is measured with sufficient frequency to ensure that the valuations remain current, and at intervals of no greater than five years. Where a cost or valuation cannot be determined for a Heritage Asset without disproportionate cost, the assets will not be recognised in the Balance Sheet. Instead, the asset will be disclosed in the notes to the accounts.

Where a Heritage Asset has a finite life, depreciation is provided for on the same basis as for other classes of asset (for detail see Accounting Policy for Depreciation, 8.4 above).

Depreciation is not provided on Heritage Assets which have indefinite lives and a high residual value. The carrying amount of a Heritage Asset is reviewed where there is evidence of impairment, for example, where it has suffered physical deterioration or breakage or new doubts arise as to its authenticity. Any impairment is recognised on the same basis as for other classes of asset (for detail see under Accounting Policy 8.3, Impairment). The Council does not currently actively seek further acquisitions of Heritage Assets, but responds to opportunities to enhance its portfolio as they arise. The art collections are housed at Oriel Ynys Môn, with maintenance work being carried out as required. Parts of the collection are on display at any one time, while access to the remainder is available by arrangement. The Heritage Properties are managed and maintained, with due regard for their heritage characteristics, as part of the Council's overall portfolio of land and buildings.

## **8.9 Treatment of School Assets**

Local Authority maintained schools are deemed to be in the control of local authorities. The assets, liabilities, reserves and cash flows of the Authority's maintained schools are, therefore, included in the Council's financial statements.

Land and buildings of voluntary aided and foundation schools are owned and controlled by the trustees of the schools or the foundation body and are, therefore, not shown on the Balance Sheet of the Council.

Capital expenditure on community schools is added to the balances for those schools. Individual schools' balances at 31 March 2021 are included in the Balance Sheet of the Council as any unspent delegated schools' budgets remain the property of the Council.

For accounting purposes, the status of the assets of voluntary controlled and voluntary aided schools are as follows:-

- Voluntary Controlled Schools: the land has been included on the Balance Sheet but not the buildings;
- Voluntary Aided Schools: neither the land nor the buildings are included in the Balance Sheet; and
- Additionally, neither the land nor the buildings of Caergeiliog Foundation School are included on the Balance Sheet, as these assets vest with the trustees of the school.

## **9. Investment Properties**

Investment properties are those land and buildings that are used solely to earn rentals and/or for capital appreciation. The definition is not met if the property is used in any way to facilitate the delivery of services or production of goods or is held for sale.

Investment properties are recognised when it is probable that future planned economic benefits will flow to the Authority and that the cost or fair value of the investment property can be reliably measured. Investment properties are measured initially at cost and, subsequently, at fair value, based on the amount at which the asset could be exchanged between knowledgeable parties at arm's length. The Code requires that Investment Properties be valued at their highest and best use regardless of the intentions of the Council. This means that alternative uses have been considered for each investment property and, if there is an alternative use that would maximise fair value, then that is the fair value which is to be used. The properties are not depreciated but are revalued annually in accordance with IFRS 13 according to market conditions at the Balance Sheet date. Gains and losses on revaluation are posted to the Financing and Investment Income and Expenditure line in the Comprehensive Income and Expenditure Statement. The same treatment is applied to gains and losses on disposal.

Rentals received in relation to investment properties are credited to the Financing and Investment Income line and result in a gain for the Council Fund Balance. However, revaluation and disposal gains and losses are not permitted by statutory arrangements to have an impact on the Council Fund Balance. The gains and losses are, therefore, reversed out of the Council Fund Balance in the Movement in Reserves Statement and posted to the Capital Adjustment Account and (for any sale proceeds greater than £10k) the Capital Receipts Reserve.

## **10. Intangible Assets**

Intangible assets are non-current, non-financial assets which are separately identifiable but which do not have physical substance (for example, computer software). These are controlled by the Council as a result of past events. Expenditure on the development of websites is not capitalised if the website is solely or primarily intended to promote or advertise the Council's goods or services. Expenditure on intangible assets is capitalised when it is expected that future economic benefits or service potential will flow from the intangible asset to the Council. The useful economic life of intangible assets is determined by the relevant professional leading on the purchase of/development of the intangible asset. The useful economic life of intangible assets is shorter than tangible assets, for example, between five to seven years. Intangible assets are amortised on a straight-line basis over the useful economic life of the asset.

Intangible assets are measured initially at cost. Amounts are only revalued where the fair value of the assets held by the Council can be determined by reference to an active market. In practice, no intangible asset held by the Council meets this criterion and they are, therefore, carried at cost less accumulated amortisation. The depreciable amount of an intangible asset is amortised over its useful life to the relevant service line(s) in the Comprehensive Income and Expenditure Statement. Intangible assets are tested for any impairment annually and whenever there is an indication that an asset might be impaired. Any losses recognised are posted to the relevant service line(s) in the Comprehensive Income and Expenditure Statement. Any gain or loss arising on the disposal or abandonment of an intangible asset is posted to the Other Operating Expenditure line in the Comprehensive Income and Expenditure Statement.

Where expenditure on intangible assets qualifies as capital expenditure for statutory purposes, amortisation, impairment losses and disposal gains and losses are not permitted to have an impact on the Council Fund Balance. The gains and losses are, therefore, reversed out of the Council Fund Balance in the Movement in Reserves Statement and posted to the Capital Adjustment Account and (for any sale proceeds greater than £10k) the Capital Receipts Reserve.

## **11. Inventories and Long-Term Contracts**

Inventories are included in the Balance Sheet at the lower of cost or net realisable value. The cost of inventories is assigned using the 'First In, First Out' (FIFO) costing formula.

Long-term contracts are accounted for on the basis of charging the Surplus or Deficit on the Provision of Services with the value of works and services received under the contract during the financial year.

Work-in-progress is included in the Balance Sheet at cost.

## **12. Cash and Cash Equivalents**

Cash is represented by cash in hand and deposits with financial institutions repayable without penalty on notice of not more than 24 hours. Cash equivalents are highly liquid investments that mature in no more than three months from the date of acquisition and that are readily convertible to known amounts of cash with insignificant risk of change in value.

In the Cash Flow Statement, cash and cash equivalents are shown net of bank overdrafts that are repayable on demand and form an integral part of the Council's cash management.

## **13. Financial Instruments**

### **13.1 Financial Liabilities**

Financial liabilities are recognised on the Balance Sheet when the Authority becomes a party to the contractual provisions of a financial instrument, are initially measured at fair value, and are carried at their amortised cost. Annual charges to the Financing and Investment Income and Expenditure line in the Comprehensive Income and Expenditure Statement (CIES) for interest payable are based on the carrying amount of the liability, multiplied by the effective rate of interest for the instrument. The effective interest rate is the rate that exactly discounts estimated future cash payments over the life of the instrument to the amount at which it was originally recognised.

For most of the borrowings that the Authority has, this means that the amount presented in the Balance Sheet is the outstanding principal repayable (plus accrued interest); and interest charged to the CIES is the amount payable for the year according to the loan agreement.

Where premiums and discounts have been charged to the CIES, regulations allow the impact on the General Fund Balance to be spread over future years. The Authority has a policy of spreading the gain or loss over the term that was remaining on the loan against which the premium was payable or discount receivable when it was repaid. The reconciliation of amounts charged to the CIES to the net charge required against the General Fund Balance is managed by a transfer to or from the Financial Instruments Adjustment Account in the Movement in Reserves Statement.

### **13.2 Financial Assets**

Financial assets are classified based on a classification and measurement approach that reflects the business model for holding the financial assets and their cash flow characteristics. There are three main classes of financial assets:-

- amortised cost ;
- fair value through profit or loss (FVPL); and
- fair value through other comprehensive income (FVOCI).

The Authority's business model is to hold investments to collect contractual cash flows.

Financial assets are, therefore, classified as amortised cost, except for those whose contractual payments are not solely payment of principal and interest (i.e. where the cash flows do not take the form of a basic debt instrument).

### **Financial Assets Measured at Amortised Cost**

Financial assets measured at amortised cost are recognised on the Balance Sheet when the Authority becomes a party to the contractual provisions of a financial instrument and are initially measured at fair value. They are subsequently measured at their amortised cost. Annual credits to the Financing and Investment Income and Expenditure line in the Comprehensive Income and Expenditure Statement (CIES) for interest receivable are based on the carrying amount of the asset multiplied by the effective rate of interest for the instrument. For most of the financial assets held by the Authority, this means that the amount presented in the Balance Sheet is the outstanding principal receivable (plus accrued interest) and interest credited to the CIES is the amount receivable for the year in the loan agreement.

However, the Authority has made a number of loans to employees at less than market rates (soft loans). The Council uses HMRC's rate for beneficial employee loans as a proxy for market value/effective interest rate. Where the difference between the discounted rate and the effective interest rate is more than £100k, a loss is recorded in the CIES for the present value of the interest that will be foregone over the life of the instrument, resulting in a lower amortised cost than the outstanding principal.

Interest is credited to the Financing and Investment Income and Expenditure line in the CIES at a marginally higher effective rate of interest than the rate receivable from the employees, with the difference serving to increase the amortised cost of the loan in the Balance Sheet. Statutory provisions require that the impact of soft loans on the General Fund Balance is the interest receivable for the financial year – the reconciliation of amounts debited and credited to the CIES to the net gain required against the General Fund Balance is managed by a transfer to or from the Financial Instruments Adjustment Account in the Movement in Reserves Statement.

Any gains and losses that arise on the derecognition of an asset are credited or debited to the Financing and Investment Income and Expenditure line in the CIES.

### **13.3 Expected Credit Loss Model**

The Authority recognises expected credit losses on all of its financial assets held at amortised cost [or, where relevant, FVOCI], either on a 12-month or lifetime basis. The simplified lifetime basis expected credit loss model also applies to lease receivables and contract assets. Only lifetime losses are recognised for trade receivables (debtors) held by the Authority.

The Council will also extend the simplified approach to lease receivables and trade receivables and contract assets where there is a significant financing component.

Impairment losses are calculated to reflect the expectation that the future cash flows might not take place because the borrower could default on their obligations. Credit risk plays a crucial part in assessing losses. Where risk has increased significantly since an instrument was initially recognised, losses are assessed on a lifetime basis. Where risk has not increased significantly, or remains low, losses are assessed on the basis of 12-month expected losses.

For 2021/22, in respect of Sundry Debtors the following bad debt percentages applied:-

6 months to 1 year: 50%;  
1 year to 2 years: 75%;  
Over 2 years: 100%.

Higher percentages would apply for certain debtors, taking regard of individual circumstances, e.g. company liquidation, personal bankruptcy.

Debtors which had been deferred i.e. Social Services residential fees that had been deferred pending sale of property (where a charge on the property applied), a provision of 10% applied irrespective of age – although a higher provision would apply in certain circumstances e.g. current state of property or property value or dispute.

IFRS requires earlier recognition of debt (current practice does not provide for debts earlier than six months old, although a provision would be made for known individual debtor circumstances, e.g. bankruptcy, aged less than this) and public sector debts are to be excluded (currently debts for local health board, major and local preceptors (councils)/levying bodies etc. and central/devolved administrations etc. are included). Having regard to IFRS 9, revised impaired loss allowances are required and the following considerations are made to arrive at the revised allowances:

IFRS 9 does not define default of a debt, but requires an organisation to provide such a definition consistent with its credit management purposes. The following definition is used for the purposes of impaired loss allowance requirement for Sundry Debt, which is simple enough and is consistent with this Authority's credit management –

A debtor is in default of a debt (for impaired loss allowance purposes in respect of Sundry Debt) if payment has not been received against a debt in the Civica Debtor system (by 31 March each year) where the age of the debt is more than 14 calendar days from the tax point date.

The following allowances are applied for periods up to six months:-

- Day 1 to 14 days from invoice being raised – 2%;
- 1 – 30 days past due date i.e. 15 days to 45 days from tax point date –2.5%;
- 31 – 60 days past due date i.e. 46 days to 75 days from tax point date –4.5%;
- 61 – 90 days past due date i.e. 76 days to 105 days from tax point date –7.5%;
- 91 – 168 days past due date i.e. 106 days to 182 days from tax point date – 15%.

The Council would then continue to apply the current percentages for debts older than six months from the tax point date i.e.

- 183 – 365 days from tax point date – 50%;
- 366 – 730 days from tax point date – 75%;
- 731 days or more from tax point date – 100%.

### **Deferred charges**

These from 183 days from tax point date are to be applied at 10% ONLY and not at the higher rates shown. No provision for deferred debts aged less than six months old. The Council has legal charges secured against individuals' homes, hence the reduced amount for impairment. The annual impairment gain or loss will be the change in lifetime expected credit losses over the year.

### **Housing Benefits Overpayments**

The Council's impairment loss allowance is 90% of the outstanding debtor for housing benefits overpaid to service users at year-end. The impairment loss allowance is high as recipients of benefits tend to have limited financial resources and the risk of not recovering benefits overpaid is high.

## Rents

The impairment loss allowance on rental debtors is based on the amount of debt owed, with higher values impaired on a higher percent as the risk of non-payment increases as the amount of debt escalates. The percentage for loss allowance per banding is then applied to the actual debt outstanding within each band. The banding and percentage of loss allowance applied is as follows: -

### Current Tenants

<u>Value of Arrears</u>	<u>Impairment Loss Allowance</u>
£0.01 to £49.99	10%
£50 to £99.99	20%
£100 to £249.99	30%
£250 to £499.99	45%
£500 to £999.99	60%
>£1,000	85%

An impairment loss allowance of 90% is applied to all outstanding amounts owed by former tenants as these debts are less likely to be recovered than from existing tenants.

### **13.4 Financial Assets Measured at Fair Value through Profit of Loss (FVPL)**

Financial assets that are measured at FVPL are recognised on the Balance Sheet when the Authority becomes a party to the contractual provisions of a financial instrument and are initially measured and carried at fair value. Fair value gains and losses are recognised as they arrive in the Surplus or Deficit on the Provision of Services.

The fair value measurements of the financial assets are based on the following techniques:-

Instruments with quoted market prices – the market price of other instruments with fixed and determinable payments – discounted cash flow analysis.

The inputs to the measurement techniques are categorised in accordance with the following three levels:-

**Level 1 inputs** – quoted prices (unadjusted) in active markets for identical assets that the Authority can access at the measurement date.

**Level 2 inputs** – inputs other than quoted prices included within Level 1 that are observable for the asset, either directly or indirectly.

**Level 3 inputs** – unobservable inputs for the asset.

### **13.5 The Financial Statements**

Any gains and losses that arise on the derecognition of the asset are credited or debited to the Financing and Investment Income and Expenditure line in the Comprehensive Income and Expenditure Statement.

### **13.6 Available-for-Sale Financial Assets**

The Council does not have any available-for-sale financial assets and is unlikely to have any in the short-term as these financial assets are not included in the Treasury Management Strategy Statement 2020/21.



## **14. Provisions, Contingent Liabilities and Contingent Assets**

### **14.1 Provisions**

Provisions are made where an event has taken place that gives the Council a legal or constructive obligation that probably requires settlement by a transfer of economic benefits or service potential, and a reliable estimate can be made of the amount of the obligation. For instance, the Council may be involved in a court case that could eventually result in the making of a settlement or the payment of compensation.

Provisions are charged as an expense to the appropriate service line in the Comprehensive Income and Expenditure Statement in the year that the Council becomes aware of the obligation, and are measured at the best estimate at the Balance Sheet date of the expenditure required to settle the obligation, taking into account relevant risks and uncertainties.

When payments are eventually made, they are charged to the provision carried in the Balance Sheet. Estimated settlements are reviewed at the end of each financial year – where it becomes less than probable that a transfer of economic benefits will be required (or a lower settlement than anticipated is made), the provision is reversed and credited back to the relevant service.

Where some or all of the payment required to settle a provision is expected to be recovered from another party (e.g. from an insurance claim), this is only recognised as income for the relevant service if it is virtually certain that reimbursement will be received if the Council settles the obligation.

### **14.2 Contingent Liabilities**

A contingent liability arises where an event has taken place that gives the Council a possible obligation, whose existence will only be confirmed by the occurrence, or otherwise, of uncertain future events not wholly within the control of the Council. Contingent liabilities also arise in circumstances where a provision would otherwise be made but either it is not probable that an outflow of resources will be required or the amount of the obligation cannot be measured reliably.

Material contingent liabilities are not recognised in the Balance Sheet, but disclosed as a note in the accounts should they arise.

### **14.3 Contingent Assets**

A contingent asset arises where an event has taken place that gives the Council a possible asset, the existence of which will only be confirmed by the occurrence, or otherwise, of uncertain future events not wholly within the control of the Council.

Material contingent assets are not recognised in the Balance Sheet, but disclosed in a note to the accounts where it is probable that there will be an inflow of economic benefits or service potential.

## **15. Reserves**

The Council maintains a range of reserves, reflecting both the extent to which its overall assets exceed its liabilities and any restrictions, either statutory or voluntary, which are placed upon the usage of these balances. The Council has discretion to set aside specific amounts as reserves where it wishes to earmark available funds for future policy purposes, to cover contingencies or manage cash flow. These are summarised in the Movement in Reserves Statement.

Reserves are created by appropriating amounts out of the Council Fund Balance in the Movement in Reserves Statement. When expenditure to be financed from a reserve is incurred, it is charged to the appropriate service in that year to score against the Surplus or Deficit on the Provision of Services in the Comprehensive Income and Expenditure Statement.

The reserve is then appropriated back into the Council Fund Balance in the Movement in Reserve Statement so that there is no net charge against Council Tax for the expenditure. Certain reserves are kept to manage the accounting processes for non-current assets, financial instruments and retirement and employee benefits and do not represent usable resources for the Council – these reserves are explained in the relevant policies and notes.

## **16. Revenue Recognition**

Revenue is recognised in the Comprehensive Income and Expenditure Statement for the year in which it is earned rather than when the cash is received. This relates to income from the sale of goods (produced by the Council for the purpose of sale or purchased for resale), the provision of services (excluding services directly related to construction contracts), interest, royalties and dividends, non-exchange transactions (i.e. Council Tax) and where previously a liability had been recognised (i.e. creditor) on satisfying the revenue recognition criteria.

Revenue is also recognised on gains which may or may not arise from ordinary activities such as gains on the revaluation of non-current assets, gains on the sale of non-current assets and gains on available-for-sale financial assets. Where the Authority is acting as an agent, only the income the Council is paid for its role of agent will be recognised in the accounts. The amount relating to the third party (the principal) will not be included in the accounts.

Revenue is recognised and measured at the fair value of the consideration receivable. This is the price that would be received to sell an asset or paid to transfer a liability in an orderly transaction between market participants at the measurement date. Rebates and cash settlements, where relevant, will be taken into account in measuring the fair value of the consideration received.

If payment is on deferred terms, the consideration receivable is discounted to present value in order to achieve a fair value. The difference between this amount and the total payments received is recognised as interest revenue in the Surplus or Deficit on Provision of Services. Short duration receivables with no stated interest rate are measured at original invoice amount where the effect of discounting is immaterial. There is no difference between the delivery and payment dates for non-contractual, non-exchange transactions i.e. revenue relating to Council Tax and general rates and, therefore, these transactions are measured at their full amount receivable.

## **17. Internal Interest**

The Council invests its cash balances in accordance with its Treasury Management and Investment Policies and the interest is accrued and credited to the Comprehensive Income and Expenditure Statement. Interest is credited to trust funds and other third party funds based on the average rate of interest earned by the Council. Some reserves receive interest by way of an appropriation calculated on the same basis.

## **18. Leases**

Where applicable and material, leases are classified as finance leases where the terms of the lease transfer substantially all the risks and rewards incidental to ownership of the property, plant or equipment from the lessor to the lessee. The Council does not hold any leases of this type and, therefore, the leases that the Council does hold are classified as operating leases. Where a lease covers both land and buildings, the land and buildings elements are considered separately for classification. Arrangements that do not have the legal status of a lease but convey a right to use an asset in return for payment are accounted for under this policy where fulfilment of the arrangement is dependent on the use of specific assets. Leases have been reviewed taking into account the materiality level of both annual rentals and capital values and inclusion in the accounts is based on these levels.

## **18.1 The Council as Lessee**

### **18.1.1 Finance Leases**

If applicable and of a material value, items of Property, Plant and Equipment held under finance leases would be recognised on the Balance Sheet at the commencement of the lease at its fair value measured at the lease's inception (or the present value of the minimum lease payments, if lower). The asset recognised is matched by a liability for the obligation to pay the lessor. Initial direct costs of the Council are added to the carrying amount of the asset. Premiums paid on entry into a lease are applied to writing down the lease liability. Contingent rents are charged as expenses in the periods in which they are incurred.

Lease payments are apportioned between:-

- a charge for the acquisition of the interest in the Property, Plant or Equipment – applied to write down the lease liability; and
- a finance charge - debited to the Financing and Investment Income and Expenditure line in the Comprehensive Income and Expenditure Statement.

If Property, Plant and Equipment are recognised under finance leases, they would be accounted for using the policies applied generally to such assets, subject to depreciation being charged over the lease term if this is shorter than the asset's estimated useful life (where ownership of the asset does not transfer to the Council at the end of the lease period).

The Council is not required to raise Council Tax to cover depreciation or revaluation and impairment losses arising on leased assets. Instead, a prudent annual contribution is made from revenue funds towards the deemed capital investment in accordance with statutory requirements. Depreciation and revaluation and impairment losses are, therefore, substituted by a revenue contribution in the General Fund Balance by way of an adjusting transaction with the Capital Adjustment Account in the Movement in Reserves Statement for the difference between the two.

### **18.1.2 Operating Leases**

Rentals paid under operating leases are charged to the Comprehensive Income and Expenditure Statement as an expense of the services benefiting from use of the leased Property, Plant or Equipment. Charges are made on a straight-line basis over the life of the lease, even if this does not match the pattern of payments (e.g. there is a rent-free period at the commencement of the lease).

## **18.2 The Council as Lessor**

### **18.2.1 Finance Leases**

If the Council grants a finance lease over a property or an item of plant or equipment, the relevant asset is written out of the Balance Sheet as a disposal. If applicable, at the commencement of the lease the carrying amount of the asset in the Balance Sheet (whether Property, Plant and Equipment or Assets Held for Sale) is written off to the Other Operating Expenditure line in the Comprehensive Income and Expenditure Statement as part of the gain or loss on disposal. A gain, representing the Authority's net investment in the lease, is credited to the same line in the Comprehensive Income and Expenditure Statement also as part of the gain or loss on disposal (i.e. netted off against the carrying value of the asset at the time of disposal), matched by a lease (long-term debtor) asset in the Balance Sheet. Lease rentals receivable are apportioned between:-

- A charge for the acquisition of the interest in the property – applied to write down the lease debtor (together with any premiums received); and
- Finance income - credited to the Financing and Investment Income and Expenditure line in the Comprehensive Income and Expenditure Statement.

The gain credited to the Comprehensive Income and Expenditure Statement on disposal is not permitted by statute to increase the General Fund Balance and is required to be treated as a capital receipt. Where a premium has been received, this is posted out of the General Fund Balance to the Capital Receipts Reserve in the Movement in Reserves Statement. Where the amount due in relation to the lease asset is to be settled by the payment of rentals in future financial years, this is posted out of the General Fund Balance to the Deferred Capital Receipts Reserve in the Movement in Reserves Statement. When the future rentals are received, the element for the capital receipt for the disposal of the asset is used to write down the lease debtor. At this point, the deferred capital receipts are transferred to the Capital Receipts Reserve.

The written-off value of disposals is not a charge against council tax as the cost of non-current assets is fully provided for under separate arrangements for capital financing. Amounts are, therefore, appropriated to the Capital Adjustment Account from the General Fund Balance in the Movement in Reserves Statement.

### **18.2.2 Operating Leases**

Where the Council grants an operating lease over a property or an item of plant or equipment, the asset is retained in the Balance Sheet. Rental income is credited to the Other Operating Expenditure line in the Comprehensive Income and Expenditure Statement. Credits are made on a straight-line basis over the life of the lease, even if this does not match the pattern of payments (e.g. there is a premium paid at the commencement of the lease). Initial direct costs incurred in negotiating and arranging the lease are added to the carrying amount of the relevant asset and charged as an expense over the lease term on the same basis as rental income.

## **19. Charges to Revenue for Non-Current Assets – Minimum Revenue Provision (MRP)**

Services and support services are charged with the following amounts to record the real cost of holding non-current assets during the year:-

- Depreciation of assets used by the Service;
- Revaluation and impairment losses on assets used by the Service where there are no accumulated gains in the Revaluation Reserve against which the losses can be written off; and
- Amortisation of intangible assets attributable to the Service.

The Council is not required to raise council tax to cover these costs. However, it is required to set aside an annual contribution from revenue towards its overall borrowing requirement. These costs are, therefore, replaced by the Minimum Revenue Provision (MRP) by way of an adjusting transaction with the Capital Adjustment Account in the Movement in Reserves Statement for the difference between the two.

The Welsh Government issued new regulations in 2008/09 requiring local authorities in Wales to make a prudent provision for MRP, including an option to provide an MRP over the life of an asset. The policy also allows MRP to be deferred until the asset is commissioned.

The Housing Revenue Account (HRA) provision is calculated as being 2% of the opening HRA Capital Financing Requirement (CFR). The Council reviewed its MRP policy and changed the method of calculation of MRP for the Council Fund element from 1 April 2018. The Council previously calculated MRP on a 4% reducing balance basis for supported borrowing and an asset life basis for capital items funded by unsupported borrowing. The new method provides a consistent approach and expenditure funded by supported borrowing will also be charged on the asset-life basis. For assets funded by supported borrowing at 1 April 2018, the asset-life of these have been assumed as 50 years as the borrowing would have funded a number of assets. Any new assets after 1 April 2018 funded from supported borrowing and unsupported borrowing will be based on the actual expected asset life for that asset.

The MRP methodology was changed to ensure a consistent and a more prudent approach which more accurately matches the MRP with the life of the asset which is being funded.

An exception to this policy arises in respect of expenditure which is subject to a capitalisation direction issued under Section 40(6) of the Local Government and Housing Act 1989. Any such expenditure will be amortised either in accordance with the above policy or over the number of years specified within the direction.

Transactions in relation to investment properties are recorded against the Financing and Investment Income and Expenditure line of the Comprehensive Income and Expenditure Statement.

## **20. Government Grants and Contributions**

Whether paid on account, by instalments or in arrears, government grants and third party contributions and donations are recognised as due to the Council when there is reasonable assurance that:-

- the Council will comply with the conditions attached to the payments; and
- the grants or contributions will be received.

Amounts recognised as due to the Council are not credited to the Comprehensive Income and Expenditure Statement until the conditions attached to the grant or contribution have been met. Grant conditions are the requirements which have to be met in order to qualify for the grant, for example, the building of a school or key outcomes specified within the conditions. Monies advanced as grants and contributions, for which conditions have not been satisfied, are carried in the Balance Sheet as creditors. When conditions are satisfied, the grant or contribution is credited to the relevant service line (attributable revenue grants and contributions) or Taxation and Non- Specific Grant Income (non-ring-fenced revenue grants and all capital grants) in the Comprehensive Income and Expenditure Statement.

Where capital grants are credited to the Comprehensive Income and Expenditure Statement, they are reversed out of the Council Fund Balance in the Movement in Reserves Statement. Where the grant has yet to be used to finance capital expenditure, it is posted to the Capital Grants Unapplied Reserve. Where it has been applied, it is posted to the Capital Adjustment Account. Amounts in the Capital Grants Unapplied Reserve are transferred to the Capital Adjustment Account once they have been applied to fund capital expenditure.

Some grants' bodies impose restrictions which limit or direct the purposes for which the grant may be used but do not stipulate that the grant is to be repaid.

## **21. Revenue Expenditure Funded from Capital Under Statute (REFCUS)**

Expenditure incurred during the year that may be capitalised under statutory provisions but that does not result in the creation of a non-current asset has been charged as expenditure to the relevant service in the Comprehensive Income and Expenditure Statement in the year. Where the Council has determined to meet the cost of this expenditure from existing capital resources or by borrowing, a transfer in the Movement in Reserves Statement from the Council Fund Balance to the Capital Adjustment Account then reverses out the amounts charged so that there is no impact on the level of Council Tax.

## **22. Overheads and Support Services**

The costs of overheads and support services are charged to services that benefit from the supply or service in accordance with the Authority's arrangements for accountability and financial performance for the purpose of full-cost accounting for the statutory statistical returns, for example, the annual RA and RO Government returns. However, for budget monitoring and the statutory annual accounts, recharges are excluded and the corporate and support services are reported as service segments and held accountable for budget management.

## **23. Foreign Currency**

The Council has a diminishing number of European grant aided schemes where the grants may be denominated in Euros. A Euro Bank account was opened to support these schemes. The balance on this bank account at the year-end is converted at the spot exchange rate at 31 March with resulting gains or losses being recognised in the Financing and Investment Income and Expenditure line in the Comprehensive Income and Expenditure Statement.

## **24. Employee Benefits**

### **24.1 Benefits Payable during Employment**

Short-term employee benefits are those due to be settled within 12 months of the year-end. They include such benefits as wages and salaries, paid annual leave and paid sick leave, bonuses and non-monetary benefits for current employees and are recognised as an expense for services in the year in which employees render service to the Council. An accrual is made for the cost of holiday entitlements (or any form of leave, e.g. time off in lieu) earned by employees but not taken before the year-end, which employees can carry forward into the next financial year.

The accrual is made at the wage and salary rates applicable in the following accounting year, being the period in which the employee takes the benefit. To prevent fluctuations from impacting on Council Tax, the year-on-year change in cost generated by this accrual is charged to Surplus or Deficit on the Provision of Services, but then reversed out through the Movement in Reserves Statement to the Accumulating Absences Adjustment Account, so that holiday benefits are charged to revenue in the financial year in which the holiday absence occurs.

The Council does not award long-term employee benefits, i.e. those which are not expected to be paid or settled within 12 months of the Balance Sheet date.

### **24.2 Termination Benefits**

Termination benefits are amounts payable as a result of a decision by the Council to terminate an employee's employment before the normal retirement date or an employee's decision to accept voluntary redundancy. These benefits are charged on an accruals basis to the relevant service line in the Comprehensive Income and Expenditure Statement when the Council can no longer withdraw the offer of those benefits or when the Authority recognises costs for a restructuring.

Where termination benefits involve the enhancement of pensions (usually in the form of added years), statutory provisions require the General Fund Balance to be charged with the amount payable by the Authority to the pension fund or pensioner in the year, not the amount calculated according to the relevant accounting standards. In the Movement in Reserves Statement, appropriations are required to and from the Pensions Reserve to remove the notional debits and credits for pension enhancement termination benefits and replace them with debits for the cash paid to the pension fund and pensioners and any such amounts payable but unpaid at the year-end.

### **24.3 Post-Employment Benefits**

Employees of the Council are entitled to be members of two separate pension schemes:-

- The Teachers' Pension Scheme, administered by Capita Teachers' Pensions on behalf of the Department for Education; and
- The Local Government Pension Scheme, administered by Gwynedd Council.

Both schemes provide defined benefits to members (retirement lump sums and pensions), earned as employees have worked for the Council.

#### **24.4 Teachers' Pension Scheme**

The arrangements for the teachers' scheme mean that liabilities for these benefits cannot ordinarily be identified to the Council. The scheme is, therefore, accounted for as if it was a defined contributions scheme and no liability for future payments of benefits is recognised in the Balance Sheet. The Lifelong Learning Service line in the Comprehensive Income and Expenditure Statement is charged with the employer's contributions payable to the Teachers' Pension Agency in the year.

#### **24.5 The Local Government Pension Scheme**

All employees (other than teachers) and Councillors, subject to certain qualifying criteria, are able to join the Local Government Pension Scheme. The Scheme is known as the Gwynedd Pension Fund and is administered by Gwynedd Council in accordance with the Local Government Pension Scheme Regulations 2013 on behalf of all participating employers. Under International Accounting Standard (IAS19), the Local Government Scheme is accounted for as a defined benefits scheme.

The liabilities of the Gwynedd Pension Scheme attributable to the Council are included in the Balance Sheet on an actuarial basis using the projected unit method – i.e. an assessment of the future payments that will be made in relation to retirement benefits earned to date by employees, based on assumptions about mortality rates, employee turnover rates, etc, and projections of projected earnings for current employees.

Liabilities are discounted to their value at current prices, using a real discount rate that is based on the indicative rate of return on UK Government bonds adjusted for an addition to the yield that reflects the extra risk involved in using AA Corporate Bond yields – known as the credit spread.

The assets of Gwynedd Pension Fund attributable to the Council are included in the Balance Sheet at their fair value:-

- Quoted securities - current bid price;
- Unquoted securities - professional estimate;
- Unitised securities - current bid price; and
- Property - market value.

The change in the net pension liability is analysed into four components:-

- a)** Current service cost – the increase in liabilities as a result of years of service earned this year – allocated in the Comprehensive Income and Expenditure Statement to the services for which the employees worked.
- b)** Past service cost – the increase in liabilities arising from current year decisions whose effect relates to years of service earned in earlier years – debited to the Surplus or Deficit on the Provision of Services in the Comprehensive Income and Expenditure Statement as part of Non-Distributed Costs. Net interest on the net defined benefit liability, i.e. the net interest expense for the Council - the change during the period in the net defined benefit liability that arises from the passage of time, is charged to the Financing and Investment Income and Expenditure line of the Comprehensive Income and Expenditure Statement. This is calculated by applying the discount rate used to measure the defined benefit obligation at the beginning of the period, to the net defined liability at the beginning of the period (taking into account any changes in the net defined benefit liability (asset) during the period as a result of contributions and benefit payments).
- c)** Re-measurement comprising:-
  - The return on plan assets (excluding amounts already included in the net interest on net defined benefit) which is charged to the Pensions Reserve as Other Comprehensive Income and Expenditure;

- Actuarial gains and losses – changes in the net pension liability that arise because events have not coincided with assumptions made at the last actuarial valuation or because the actuaries have updated their assumptions. This is charged to the Pensions Reserve as Other Comprehensive Income and Expenditure.

**ch)** Contributions paid to the Gwynedd Pension Fund – cash paid as employer’s contributions to the pension fund in settlement of liabilities; not accounted for as an expense.

In relation to retirement benefits, statutory provisions require the General Fund Balance to be charged with the amount payable by the Authority to the pension fund or directly to pensioners in the year, not the amount calculated according to the relevant accounting standards. In the Movement in Reserves Statement, this means that there are transfers to and from the Pensions Reserve to remove the notional debits and credits for retirement benefits and replace them with debits for the cash paid to the pension fund and pensioners and any such amounts payable but unpaid at the year- end. The negative balance that arises on the Pensions Reserve thereby measures the beneficial impact to the General Fund of being required to account for retirement benefits on the basis of cash flows rather than as benefits are earned by employees.

#### **24.6 Discretionary Benefits**

The Council also has restricted powers to make discretionary awards of retirement benefits in the event of early retirements. Any liabilities estimated to arise as a result of an award to any employee (including teachers) are accrued in the year of the decision to make the award and accounted for using the same policies as are applied to the Local Government Pension Scheme.

#### **25. Exceptional Items**

Where items of income and expense are material in the context of these accounts, their nature and amount is disclosed separately either on the face of the Comprehensive Income and Expenditure Statement or in the notes to the accounts, depending on how significant the items are to an understanding of the Council’s financial performance.

#### **26. Accounting for NDR (Non-Domestic Rates)**

As the Council acts as an agent in the collection of NDR income, it does not include the financial position with regard to the ratepayers and only reports the net cash position with Welsh Government in its Balance Sheet. Therefore, if the amount collected from NDR taxpayers by the Authority (net of the cost of collection allowance) exceeds that paid to Welsh Government at 31 March, the amount not yet paid to the Welsh Government is included in the Balance Sheet as a creditor. Similarly, if the cash paid to Welsh Government exceeds the cash collected from NDR taxpayers (net of the cost of collection allowance), the excess is included in the Balance Sheet as a debtor. The Council maintains records of NDR arrears, impairment allowances, prepayments and overpayments in its underlying accounting records; however, for final accounts purposes, these balances are consolidated into a single agency account, with the figures netting down to the debtor/creditor to the national pool. The cost of collection allowance received by the Isle of Anglesey County Council is the billing Council’s income and is included in the Comprehensive Income and Expenditure Statement.

Cash collected from NDR taxpayers is not included in the Cash Flow Statement except for the cash retained in respect of the cost of collection allowance. Any difference between the cash collected from NDR taxpayers and the cash paid into the NDR Pool is included within financing activities in the Cash Flow Statement.

#### **27. Agency Income and Expenditure**

Under various statutory powers, a Council may agree with other local authorities, water companies and government departments to do work on their behalf. The body carrying out agency services is



reimbursed by the responsible body to the extent of approved expenditure together with any agreed contribution towards administrative costs. Only the amounts relating to the Council, for example the fees earned for providing the agency services, will be included in the Council's Comprehensive Statement of Income and Expenditure.

The Isle of Anglesey County Council has acted as an agent during the year on behalf of:-

Welsh Government - Collecting Non-Domestic Rates (NDR) and paying the sums collected over to Welsh Government, less the amount retained in respect of the cost of collection allowance;

Welsh Government – Empty Homes' Loans, where the Council acts as agent between Welsh Government and recipients of Empty Homes' Loans.

Welsh Government – the Council has acted as agent on behalf of Welsh Government in the payment of Covid Business Grants in support of specified businesses during the Pandemic particularly to support businesses during lockdowns.

**SUPPLEMENTARY FINANCIAL STATEMENT  
HOUSING REVENUE ACCOUNT (HRA)**

**Income and Expenditure Statement for the year ended 31 March 2022**

	2021/22 £'000	2020/21 £'000
<b>Expenditure</b>		
Management and Maintenance - Repairs and Maintenance	4,174	3,189
Management and Maintenance - Supervision and Management	5,751	5,000
Rents, Rates, Taxes and Other Charges	6	144
Depreciation, Impairment and Revaluation Losses of Non-current Assets	6,088	9,993
Debt Management Costs	12	12
Movement in the Impairment Allowance for Bad Debts	79	46
Movement in the Accumulated Absences Accrual	9	58
<b>Total Expenditure</b>	<b>16,119</b>	<b>18,442</b>
<b>Income</b>		
Dwelling Rents	(18,779)	(18,313)
Non-dwelling Rents	(218)	(212)
Charges for Services and Facilities	(228)	(212)
Contributions towards Expenditure	(184)	(133)
Other	(115)	(210)
<b>Total Income</b>	<b>(19,524)</b>	<b>(19,080)</b>
<b>Net Expenditure of HRA Services as included in the Whole Authority Comprehensive Income and Expenditure Statement</b>	<b>(3,405)</b>	<b>(638)</b>
HRA Services' Share of Corporate and Democratic Core	56	56
<b>Net Expenditure of HRA Services</b>	<b>(3,349)</b>	<b>(582)</b>
<b>HRA Share of the Operating Income and Expenditure included in the Whole Authority Comprehensive Income and Expenditure Statement</b>		
(Gain) on sale of HRA Non-current Assets	-	-
Revaluation of Assets	-	(94)
Interest Payable and Similar Charges	1,605	1,722
Interest and Investment Income	(6)	(10)
Capital Grants and Contributions receivable:		
- Major Repairs Allowance	(2,685)	(2,674)
- Other	(2,695)	(2,703)
<b>Deficit for the Year on HRA Services</b>	<b>(7,130)</b>	<b>(4,341)</b>

## Statement of Movements on the HRA Balance

Items included in the HRA Income and Expenditure Account but excluded from the movements on HRA Balance for the year

	2021/22 £'000	2020/21 £'000
<b>Balance on the HRA at the end of the Previous Reporting Period</b>	<b>(9,723)</b>	<b>(8,597)</b>
(Surplus)/Deficit for the Year on HRA Services	(7,130)	(4,341)
Adjustments between Accounting and Funding Bases under Statute	3,785	3,185
<b>Net (increase)/decrease before Transfers to/from Reserves</b>	<b>(3,345)</b>	<b>(1,156)</b>
Transfers to/(from) Earmarked Reserves	-	30
<b>Net (Increase)/Decrease in Year on the HRA</b>	<b>(3,345)</b>	<b>(1,126)</b>
<b>Adjustment to Reserve</b>	<b>735</b>	<b>-</b>
<b>Balance on the HRA at the end of the Current Reporting Period</b>	<b>(12,333)</b>	<b>(9,723)</b>

## NOTES TO THE HOUSING REVENUE ACCOUNT (HRA)

### NOTE 1 – HOUSING REVENUE ACCOUNT

The Housing Revenue Account is a record of expenditure on, and income from, the provision of local Council housing, and the form and content of the Account is prescribed by statute. The Housing Revenue Account is “ring-fenced” and must be self-supporting. Contributions both to and from the Housing Revenue Account (e.g. from the Council Fund) are limited to special circumstances.

### NOTE 2 – HOUSING STOCK

The Covid pandemic has affected the Councils ability to purchase former Council Houses and commission newly built properties. As at 31 March 2022, the number of dwellings totaled 3,887, an increase of 32 from 2020/21, with the split by type of dwelling made up as follows:-

	31 March 2022	31 March 2021
<b>Council Owned Stock</b>		
Houses	2,067	2,043
Bungalows	1,058	1,054
Flats	754	750
Bedsits	8	8
<b>Total Council Owned</b>	<b>3,887</b>	<b>3,855</b>

### NOTE 3 – HOUSING REVENUE ACCOUNT CAPITAL EXPENDITURE

	2021/22 £'000	2020/21 £'000
<b>Capital investment</b>		
Houses	9,723	12,623
<b>Sources of funding</b>		
Capital Receipts	-	-
Government grants and other contributions	(5,379)	(5,377)
Direct Revenue Financing	(4,344)	(7,246)
<b>Total</b>	<b>(9,723)</b>	<b>(12,623)</b>

The Major Repairs Allowance for 2021/22 of £2,685k was used in full during the year (£2,674k in 2020/21).

### NOTE 4 – DEPRECIATION AND IMPAIRMENT OF PROPERTY, PLANT AND EQUIPMENT

	2021/22 Impairment £'000	2021/22 Depreciation £'000	2021/22 Total £'000	2020/21 Impairment £'000	2020/21 Depreciation £'000	2020/21 Total £'000
Land	-	-	-	-	-	-
Dwellings	1,616	4,079	5,695	5,654	3,701	9,355
Other Property - Operational Assets	-	393	393	-	255	255
	<b>1,616</b>	<b>4,472</b>	<b>6,088</b>	<b>5,654</b>	<b>3,956</b>	<b>9,610</b>

### NOTE 5 – CAPITAL RECEIPTS FROM DISPOSAL OF LAND, HOUSES AND OTHER PROPERTY WITHIN THE HOUSING REVENUE ACCOUNT

	2021/22 No. of Sales	2021/22 £'000	2020/21 No. of Sales	2020/21 £'000
<b>Council dwellings</b>				
Right to Buy	-	-	-	-
Discounts repaid	-	-	-	-
<b>Other Receipts</b>				
Land sales	-	-	6	(14)
Other property sales	-	-	1	(3)
Mortgage Property	-	-	-	-
				(17)
Less set aside	-	-	-	-
<b>Total</b>				<b>(17)</b>

## NOTE 6 – RENT ARREARS AND BAD AND DOUBTFUL DEBTS

During 2021/22, total rent arrears increased by £19k. A summary of rent arrears and prepayments is shown in the following table:-

<b>Rent Arrears</b>	<b>2021/22 £'000</b>	<b>2020/21 £'000</b>
Current Tenant Arrears	553	541
Former Tenant Arrears	285	278
<b>Total Rent Arrears</b>	<b>838</b>	<b>819</b>
Prepayments	(275)	(271)
<b>Total Debt</b>	<b>563</b>	<b>548</b>

Allowance has been made in the Balance Sheet for bad and doubtful debts. These stood at £628k against rents (£584k in 2020/21).

## NOTE 7 – PENSION COSTS

As part of the terms and conditions of employment of its officers, the Council offers retirement benefits. Although these benefits will not actually be payable until employees retire, the Council has a commitment to make the payments that need to be disclosed at the time that employees earn their future entitlement. The Council participates in the Local Government Pension Scheme administered by Gwynedd Council. This is a funded scheme, meaning that the Council and employees pay contributions into a fund, calculated at a level intended to balance the pension's liabilities with investment assets.

The costs of retirement benefits are recognised in the Net Cost of Services when they are earned by employees, rather than when the benefits are eventually paid as pensions. However, the charge required to be made against the Housing Revenue Account is based on the cash payable in the year, so the real cost of retirement benefits is reversed out of the Housing Revenue Account after Net Operating Expenditure. The following transactions have been made in the Housing Revenue Account during the year:-

<b>HRA Income and Expenditure Account</b>	<b>2021/22 £'000</b>	<b>2020/21 £'000</b>
Current Service Cost	(777)	(292)
Employer Contributions actually paid	777	292
<b>Contribution to Pension Reserve</b>	<b>-</b>	<b>-</b>

It has not been possible to determine how much of the pension interest costs and expected return on assets per the actuarial report relate to the Housing Revenue Account, so these have been fully allocated to the Council Fund.

<b>RELATED PARTY DISCLOSURE - STAKEHOLDER REPRESENTATION WITH THIRD PARTY ORGANISATIONS</b>	
Anglesey Access Group	Robert G Parry OBE FRAGS
Anglesey Agricultural Show	Kenneth P Hughes
Anglesey and Gwynedd Safer Communities Partnership	Llinos Medi Huws
Anglesey CAB	Nicola Roberts
Anglesey Language Forum	Llinos Medi Huws, Gwilym O Jones, R Meirion Jones, Ieuan Williams, Bryan Owen
Area of Outstanding Natural Beauty Joint Advisory Committee (Ynys Môn)	Richard Dew, Eric Wyn Jones Dafydd Roberts, Nicola Roberts, Robin Wyn Williams
Betsi Cadwaladr Stakeholder Reference Group	Llinos Medi Huws
Carers' Champion	Robert G Parry OBE FRAGS
Champion for Adults Safeguarding	Llinos Medi Huws
Champion for Children in Care	Richard Griffiths
Champion for Diversity	Margaret Murley Roberts
Champion for Equality	Nicola Roberts
Champion for Members	Robert Llewelyn Jones
Champion for Older People	Robert Llewelyn Jones
Champion for Scrutiny	Gwilym O Jones
Champion for the Armed Forces	Richard Dew
Children and Young People's Champion	Llinos Medi Huws
Court of Governors, University of Wales, Bangor	R Meirion Jones
Cwmni CYNNAL AGM	Margaret Murley Roberts
Cwmni Frân Wen	Vaughan Hughes
CYNNAL Management Committee	R Meirion Jones, Dafydd Roberts, Ieuan Williams Deputy Leader of the Council is the Chief Executive Officer of Cynnal
Destination Anglesey Partnership (DAP)	Richard Dew
Fostering Panel	Richard Griffiths
Grŵp Llandrillo/Menai	R Meirion Jones
GwE Joint Committee	R Meirion Jones
Gwynedd & Anglesey Adoption Panel	Dylan Rees
Gwynedd & Anglesey Youth Justices Service	Llinos Medi Huws
Gwynedd Pensions Fund Committee (Gwynedd Council)	Robin Wyn Williams
Joint Council for Wales	John Griffith, Dafydd Rhys Thomas
Medrwn Môn	Llinos Medi Huws
Member Board of the Consortium of Local Authorities in Wales (CLAW)	Robert G Parry OBE FRAGS
Menter Môn	Ieuan Williams
North and Mid Wales Trunk Road Joint Committee	Robert G Parry OBE FRAGS
North Wales Community Health Council (Anglesey Local Committee)	Trefor Lloyd Hughes MBE, Glyn Haynes, Dylan Rees
North Wales Economic Ambition Board	Llinos Medi Huws
North Wales Fire and Rescue Authority	Richard Griffiths, Dylan Rees, Eric Wyn Jones

<b>RELATED PARTY DISCLOSURE - STAKEHOLDER REPRESENTATION WITH THIRD PARTY ORGANISATIONS</b>	
North Wales Fire and Rescue Authority Audit Committee	Eric Wyn Jones
North Wales Fire and Rescue Authority Executive Panel	Richard Griffiths, Dylan Rees
North Wales Housing Association	Alun Wyn Mummery
North Wales Leadership Board	Llinos Medi Huws
North Wales Police and Crime Panel	Dylan Rees
North Wales Regional Waste Plan Review Steering Group	Robert G Parry OBE FRAGS
North Wales Residual Waste Treatment Joint Committee	Richard Dew, Robert G Parry OBE FRAGS
North Wales Safer Communities Board	Llinos Medi Huws
North Wales Tourism Partnership	Carwyn Jones
Owen Lloyd, Penrhoslligwy Educational Trust	Vaughan Hughes
Public Service Board Anglesey and Gwynedd	Llinos Medi Huws
Regional Partnership Board	Llinos Medi Huws
Sustainable Development Fund Partnership	Richard Dew
The Harbour Trust, Caernarfon	Robert G Parry OBE FRAGS
Voluntary Sector Liaison Committee	Llinos Medi Huws, Aled Morris Jones, Gwilym O Jones, R Meirion Jones, Alun Mummery
Welsh Local Government Association	Llinos Medi Huws, Ieuan Williams, J Arwel Roberts
Wylfa Newydd Project Liaison Group	John Griffith, Richard Griffiths, Kenneth P Hughes, Llinos Medi Huws, Aled Morris Jones, Richard Owain Jones, Dafydd Rhys Thomas
Wylfa Site Stakeholder Group	John Griffith, Richard Griffiths, Kenneth P Hughes, Llinos Medi Huws, Aled Morris Jones, Gwilym O Jones, Richard Owain Jones

## GLOSSARY

### **12-MONTH EXPECTED CREDIT LOSSES**

This is the portion of lifetime expected credit losses that represent the expected credit losses that result from default on a financial instrument which are possible within the 12 months after the reporting date.

### **ACCOUNTING PERIOD**

This is the period of time covered by the accounts, normally a period of 12 months, commencing on 1 April. The end of the accounting period is the Balance Sheet date, usually 31 March of the following year.

### **ACCRUALS**

Sums included in the final accounts to recognise goods/services received in the year or income and expenditure earned or incurred in the financial year but for which actual payment had not been received or made as at 31 March.

### **ACTUARIAL GAINS AND LOSSES**

For a defined benefit pension scheme, the changes in actuarial surpluses or deficits that arise because:-

- Events have not coincided with the actuarial assumptions made for the last valuation (experience gains and losses); or
- The actuarial assumptions have changed.

### **AGENCY SERVICES**

These are the services provided by the Council to a third party on behalf of another organisation.

### **APPROPRIATIONS**

These are the amounts transferred between the Comprehensive Income and Expenditure Statement and revenue or capital reserves.

### **ASSET**

An asset is an item having value to the Council in monetary terms. Assets are categorised as either current or non-current:-

- A current asset will be used or be of minimal value within the next financial year (e.g. cash and inventories);
- A non-current asset provides benefits to the Council and to the services it provides for a period of more than one year and may be tangible (e.g. a community centre), or intangible, (e.g. computer software licences).

### **AUDIT OF ACCOUNTS**

This is an independent examination of the Council's financial affairs.

### **BALANCE SHEET**

The Balance Sheet is a statement of the true and fair value of the recorded assets, liabilities and other balances at the end of the financial year.



## **BUDGET**

The Budget is a statement of how much the Council has allocated to each service and function to spend or raise in income for the financial year.

## **CAPITAL EXPENDITURE**

Capital expenditure is expenditure on the purchase of a non-current asset, which will be used in providing services beyond the current financial year, or expenditure which adds to, and not merely maintains, the value of an existing non-current asset. Examples include: the building of a new school, the purchase of IT equipment, a major refurbishment of a care home.

## **CAPITAL FINANCING**

Funds that are available to pay for capital expenditure. There are various methods of financing capital expenditure including borrowing, leasing, direct revenue financing, usable capital receipts, capital grants, capital contributions, revenue reserves and earmarked reserves.

## **CAPITAL FINANCING COSTS**

Capital Financing costs are any additional costs arising from borrowing to fund capital projects. These tend to be interest payable on loans taken out and the Marginal Revenue Provision (MRP) charge on projects financed by borrowing. The MRP is the minimum amount which must be charged to the revenue account each year in order to provide for the repayment of loans and other amounts borrowed by the Council.

## **CAPITAL PROGRAMME**

The capital schemes the Council intends to carry out over a specific period of time.

## **CAPITAL RECEIPTS**

Capital receipts represent the proceeds from the disposal of land or other non-current assets. Proportions of capital receipts can be used to finance new capital expenditure, within rules set down by the government, but they cannot be used to finance revenue expenditure.

## **CASH AND CASH EQUIVALENTS**

This is cash-in-hand, cash overdrawn, cash held in bank accounts and short-term (for example three months) investments which are readily converted into known amounts of cash.

## **CASH FLOW STATEMENT**

The cash flow statement shows the changes in cash and cash equivalents of the Council during the financial year.

## **CIPFA**

This is The Chartered Institute of Public Finance and Accountancy, the lead professional and regulatory body for local Authority accounting.

## **COMMUNITY ASSETS**

Community assets are assets that the Council intends to hold in perpetuity, that have no determinable useful life and that may have restrictions on their disposal. Examples of community assets are parks and historical buildings.

## **COMPREHENSIVE INCOME AND EXPENDITURE STATEMENT**

This is one of the main financial statements of the Council which records all the income and expenditure for the Council categorised on the basis of standard CIPFA requirements to enable comparisons to be made between authorities.

## **CONSISTENCY**

This represents the concept that the accounting treatment of like items, within a financial year and from one year to the next, is the same.

## **CONTINGENT ASSET**

A contingent asset is a possible asset arising from past events whose existence will be confirmed only by the occurrence of one or more uncertain future events not wholly within the Council's control.

## **CONTINGENT LIABILITY**

A contingent liability is either:-

- A possible obligation arising from past events whose existence will be confirmed only by the occurrence of one or more uncertain future events not wholly within the Council's control; or
- A present obligation arising from past events where it is not probable that a transfer of economic benefits will be required, or the amount of the obligation cannot be measured with sufficient reliability.

## **CORPORATE AND DEMOCRATIC CORE**

The corporate and democratic core comprises all activities that local authorities engage in specifically because they are elected, multi-purpose authorities. The cost of these activities is, thus, over and above those which would be incurred by a series of independent single-purpose, nominated bodies managing the same services. There is, therefore, no logical basis for apportioning these costs to services.

## **CREDIT LOSS**

This is the difference between the cash amounts due to the Authority in accordance with the contract and all cash flows that the Authority expects to receive, discounted at the original effective interest rate.

## **CREDITOR**

The amount owed to individuals or other organisations by the Council for work done, goods received or services provided within the financial year but for which payment has not been made by the end of that financial year.

## **CURRENT SERVICE COST (PENSIONS)**

The increase in the present value of a defined benefit pension scheme's liabilities, expected to arise from employee service in the current year.

## **DEBTOR**

The amount owed to the Council from individuals or other organisations for works done, goods received or services provided within the financial year, but for which payment has not been received by the end of that financial year.

## **DEFINED BENEFIT PENSION SCHEME**

Pension schemes in which the benefits received by the participants are independent of the contributions paid and are not directly related to the investments of the scheme.

## **DEPRECIATION**

The measure of the cost of wearing out, consumption or other reduction in the useful economic life of the Council's non-current assets during the financial year, whether from use, the passage of time or obsolescence through technical or other changes.

**DISCRETIONARY BENEFITS (PENSIONS)**

These represent the retirement benefits, which the employer has no legal, contractual or constructive obligation to award and are awarded under the Council's discretionary powers such as the Local Government (Discretionary Payments) Regulations 1996.

**EVENTS AFTER THE BALANCE SHEET DATE**

Events after the Balance Sheet date are those events, favourable or unfavourable, that occur between the Balance Sheet date and the date when the Final Statement of Accounts is authorised for issue.

**EXPECTED RETURN ON PENSION ASSETS**

For a funded defined benefit scheme, this is the average rate of return, including both income and changes in fair value but net of scheme expenses, which is expected over the remaining life of the related obligation on the actual assets held by the scheme.

**EXPENDITURE AND FUNDING ANALYSIS**

This statement aims to show how annual expenditure is used and funded from resources. The first column, the net expenditure chargeable to the General Fund and HRA balances, shows the true impact of the cost of providing services for the year, excluding accounting adjustments.

**FAIR VALUE**

The fair value of an asset is the price at which it could be exchanged in an arm's length transaction less, where applicable, any grants receivable towards the purchase or use of the asset.

**FINANCE LEASE**

A Finance Lease is one that transfers substantially all the risks and rewards of ownership of a non-current asset to the lessee.

**GOING CONCERN**

This represents the concept that the Statement of Accounts is prepared on the assumption that the Council will continue in operational existence for the foreseeable future.

**GOVERNMENT GRANTS**

Grants made by the government towards either revenue or capital expenditure in return for past or future compliance with certain conditions relating to the activities of the Council. These grants may be specific to a particular scheme or may support the revenue spend of the Council in general.

**HERITAGE ASSETS**

An asset with historical, artistic, scientific, technological, geophysical or environmental qualities that is held and maintained principally for its contribution to knowledge and culture.

**HOUSING BENEFITS**

A system of financial assistance to individuals towards certain housing costs administered by authorities and subsidised by central government.

**HOUSING REVENUE ACCOUNT (HRA)**

The HRA is a separate account to the Council Fund, and includes the income and expenditure arising from the provision of housing accommodation by the Council.

**IMPAIRMENT**

Impairment is a reduction in the value of a non-current asset to below its carrying amount on the Balance Sheet. This is usually due to an event which has substantially reduced the value of the asset, for example, a fire or if an asset has become obsolete.

## **INFRASTRUCTURE ASSETS**

Non-current assets belonging to the Council that cannot be transferred or sold, on which expenditure is only recoverable by the continued use of the asset created. Examples are highways, footpaths and bridges.

## **INTANGIBLE ASSETS**

An intangible (non-physical) item may be defined as an asset when access to the future economic benefits it represents is controlled by the reporting entity. This Council's intangible assets comprise computer software licences.

## **INTEREST COST (PENSIONS)**

For a defined benefit scheme, the expected increase during the financial year of the present value of the scheme liabilities because the benefits are one financial year closer to settlement.

## **INVESTMENTS (PENSION FUND)**

The investments of the Pension Fund will be accounted for in the statements of that fund. However, authorities are also required to disclose, as part of the disclosure requirements relating to retirement benefits, the share of the pension scheme assets associated with their underlying obligations.

## **INTEREST RECEIVABLE OR PAYABLE**

The effective interest rate method is used to measure the carrying value of a financial asset or liability measured at cost less accumulated amortisation, and to allocate associated interest income or expense to the relevant period. The effective interest rate is the rate that exactly discounts estimated future cash payments or receipts through the expected life of the financial instrument to equal the amount at initial recognition. The effective interest is adjusted to the actual interest payment or receipt through the Movement in Reserves Statement to ensure only actual interest is charged to Council Tax.

For financial assets and liabilities carried at cost because the effective rate of interest is the same as the carrying rate of interest, the carrying value is adjusted for accrued interest.

## **INVENTORIES**

Items of raw materials and stores a Council has procured and holds in expectation of future use. Examples are consumable stores, raw materials and work-in-progress.

## **LIABILITY**

A liability is where the Council owes payment to an individual or another organisation.

- A current liability is an amount which will become payable or could be called in within the next financial year, e.g. creditors or cash overdrawn.
- A deferred liability is an amount which, by arrangement, is payable beyond the next year at some point in the future or to be paid off by an annual sum over a period of time.

## **LIQUID RESOURCES**

Current asset investments that are readily disposable by the Council without disrupting its business and are either:-

- Readily convertible to known amounts of cash at, or close to, the carrying amount; or
- Traded in an active market.

## **LONG-TERM CONTRACT**

A contract entered into for the design, manufacture or construction of a single substantial asset or the provision of a service (or a combination of assets or services which, together, constitute a single project), where the time taken to substantially complete the contract is such that the contract activity falls into more than one financial year.

**MATERIALITY**

The concept that the Statement of Accounts should include all amounts which, if omitted or mis-stated, could be expected to lead to a distortion of the financial statements and, ultimately, mislead a user of the accounts.

**MINIMUM REVENUE PROVISION (MRP)**

The minimum amount which must be charged to the revenue account each year in order to provide for the repayment of loans and other amounts borrowed by the Council.

**MOVEMENT IN RESERVES STATEMENT**

This statement shows the movement from the start of the year to the end of the year for all the usable reserves held by the Council which can be used to fund Council costs or reduce local taxation, and unusable reserves.

**NET BOOK VALUE**

The amount at which non-current assets are included in the Balance Sheet, i.e. their historical costs or current value less the cumulative amounts provided for depreciation.

**NET DEBT**

The Net Debt is the Council's borrowings less cash and liquid resources.

**NET WORTH**

The Net Worth is the Council's value of total assets less total liabilities.

**NON-DISTRIBUTED COSTS**

These are overheads for which there are no direct user benefits and, as such, are not apportioned to services.

**NON-DOMESTIC RATES (NDR)**

The Non-Domestic Rate is a levy on businesses based on a national rate in the pound set by the government and multiplied by the assessed rateable value of the premises they occupy. It is collected by the Council on behalf of central government and then redistributed back to support the cost of services.

**NON-OPERATIONAL ASSETS**

Non-current assets held by the Council but not directly occupied, used or consumed in the delivery of services. Examples are investment properties, assets under construction or assets surplus to requirements pending sale or redevelopment.

**OPERATING LEASE**

An Operating lease is where the ownership of the non-current asset remains with the lessor.

**OPERATIONAL ASSETS**

Non-current assets held and occupied, used or consumed by the Council in the pursuit of its strategy and in the direct delivery of those services for which it has either a statutory or discretionary responsibility.

**PAST SERVICE COST (PENSIONS)**

For a defined benefit pension scheme, the increase in the present value of the scheme liabilities related to employee service in prior financial years arising in the current financial year as a result of the introduction of, or improvement to, retirement benefits.

**PENSION SCHEME LIABILITIES**

The liabilities of a defined benefit pension scheme for outgoings due after the valuation date. Scheme

liabilities measured during the projected unit method reflect the benefits that the employer is committed to provide for service up to the valuation date.

#### **PRECEPT**

The levy made by precepting authorities on billing authorities, requiring the latter to collect income from Council Tax on their behalf.

#### **PRIOR YEAR ADJUSTMENT**

A Prior Year Adjustment is a material adjustment applicable to previous years arising from changes in accounting policy or from the correction of a fundamental error. This does not include normal recurring corrections or adjustments of accounting estimates made in prior years.

#### **PROVISION**

An amount put aside in the accounts for future liabilities or losses which are certain, or very likely, to occur but the amounts or dates of when they will arise are uncertain.

#### **PUBLIC WORKS LOANS BOARD (PWLB)**

A Central Government Agency which provides loans for one year and/or more to authorities at interest rates only slightly higher than those at which the government can borrow itself.

#### **RATEABLE VALUE**

The annual assumed rental of a hereditament, which is used for NDR purposes.

#### **RELATED PARTIES**

There is a detailed definition of related parties in IAS 24. For the Council's purposes, related parties are deemed to include Central Government, Local Authorities and other bodies, either precepting or levying demands on the Council. Related Parties can also include subsidiary and associated companies, joint venture and joint venture parties and particularly Members and chief officers of the Council.

When considering who is a related party, regard is also taken of transactions involving members of the close family or household of any individual listed.

#### **RELATED PARTY TRANSACTIONS**

The Statement of Recommended Practice requires the disclosure of any material transactions between the Council and related parties to ensure that stakeholders are aware when these transactions occur and the amount and implications of such.

#### **REMUNERATION**

All sums paid to, or receivable by, an employee and sums due by way of expenses allowances (as far as those sums are chargeable to UK income tax) and the money value of any other benefits received other than in cash. Pension contributions payable by the employer are excluded.

#### **RESERVES**

Reserves are the accumulation of surpluses, deficits and appropriations over past years. Reserves of a revenue nature are available and can be spent or earmarked at the discretion of the Council. Some capital reserves, such as the Revaluation Reserve, cannot be used to meet current expenditure.

#### **RESIDUAL VALUE**

The residual value of an asset is the net realisable value of an asset at the end of its useful life.

#### **RETIREMENT BENEFITS**

All forms of consideration given by an employer in exchange for services rendered by employees that are payable after the completion of employment.

**REVENUE EXPENDITURE**

Revenue Expenditure represents the day-to-day expenses of providing services.

**REVENUE EXPENDITURE FUNDED BY CAPITAL UNDER STATUTE (REFCUS)**

Expenditure which can be properly deferred (i.e. treated as capital in nature), but which does not result in, or remain matched with, a tangible asset. Examples of deferred charges are grants of a capital nature to voluntary organisations.

**REVENUE SUPPORT GRANT**

A grant paid by Central Government to authorities, contributing towards the general cost of their services.

**SUPPORTED BORROWING**

The Council borrows money to fund part of its capital programme. This borrowing is recognised by Central Government in its calculation of formula funding for the Council.

**TEMPORARY BORROWING**

Money borrowed for a period of less than one year.

**TRUST FUNDS**

Funds administered by the Council for such purposes as prizes, charities, specific projects and on behalf of minors.

**UNSUPPORTED BORROWING**

The Council can borrow additional money to the borrowing supported by Government to finance its capital expenditure as long as it is affordable and sustainable. This power is governed by the Chartered Institute of Public Finance and Accountancy's (CIPFA) Prudential Code, with which the Council fully complies.

**UNUSABLE RESERVES**

Unusable Reserves are those reserves used to absorb the differences between the outcome of applying proper accounting practices and the requirement of statutory arrangements for funding expenditure. Such reserves include the unrealised gains and losses in relation to revaluations of property, plant and equipment where the value only becomes available if the asset is sold.

**USABLE RESERVES**

Specific amounts set aside for future policy purposes or to cover contingencies. They can be used to fund expenditure or reduce taxation.

**USEFUL ECONOMIC LIFE (UEL)**

The period over which the Council will derive benefits from the use of a non-current asset.

**WORK-IN-PROGRESS (WIP)**

The cost of work performed on an uncompleted project at the Balance Sheet date.

This page is intentionally left blank



The background of the page is a scenic photograph of a sunset over a beach. The sun is low on the horizon, creating a bright orange and yellow glow that reflects on the water. In the distance, a stone building with a tower is visible on a hill. The foreground shows a rocky beach with several large, dark rocks in the water.

# Annual Governance Statement 2021/22

## Contents

Scope of Responsibility .....	3
The Governance Framework.....	4
Review of Effectiveness .....	5
Annual Review of the Effectiveness of the Council’s Governance Framework.....	6
CIPFA Financial Management Code (2019) .....	7
Significant Governance Issues.....	8
Governance matters identified .....	9
Progress on Identified Governance Matters 2020/21 .....	9
Identified Governance Matters 2021/22.....	10
Certifying the Annual Governance Statement .....	12

## Scope of Responsibility

The Isle of Anglesey County Council is responsible for ensuring that it conducts its business in accordance with the law and proper standards, and that it safeguards and properly accounts for public money, and how public money is used.

- Economically,
- Efficiently and
- Effectively.

The Council also has a duty under the Local Government and Elections (Wales) Act 2021 to make arrangements to secure continuous improvement in the way in which its functions are exercised, having regard to a combination of economy, efficiency and effectiveness.

In discharging this overall responsibility, the Council is also responsible for putting in place proper arrangements for the governance of its affairs, facilitating the effective exercise of its functions, which includes arrangements for the management of risk together with adequate and effective financial management.

The Council approved and adopted a revised local code of corporate governance in March 2022, which is consistent with the seven core principles of the CIPFA/SOLACE Framework, Delivering Good Governance in Local Government.

This statement explains how the Council has complied with the code and meets the requirements of non-statutory proper practice encouraging the publication of an Annual Governance Statement. It also meets the requirement of regulation 5 of the Accounts and Audit (Wales) Regulations 2014 in relation to the publication of a statement on internal control.

## The Governance Framework

The governance framework comprises the systems, processes and cultural values by which the Council is directed and controlled. It also guides the activities through which it accounts to, engages with and leads the community. It enables the Council to monitor the achievement of its strategic objectives and to consider whether those objectives have led to the delivery of appropriate and cost effective services.

The system of internal control is a significant part of that framework and is designed to manage risk to a reasonable level. It cannot eliminate all risk of failure to achieve policies, aims and objectives and can only provide reasonable and not absolute assurance of effectiveness. Follow this link for more information on the [committees](#).

Annwen Morgan was the appointed Chief Executive up until her retirement on the 18<sup>th</sup> March 2022. Following her retirement, Dylan Williams, the former Deputy Chief Executive, was appointed Chief Executive and started his position on the 21<sup>st</sup> March 2022. Rhys H Hughes, the former Director of Education, Skills and Young People was appointed as the Deputy Chief Executive on the 29<sup>th</sup> March 2022. Following his appointment, the Director of Education, Skills and Young People role is empty and the Council is currently recruiting for this post.

Rhys Hughes, Senior Solicitor, was appointed as the temporary Director of Function (Council Business) / Monitoring Officer on the 24<sup>th</sup> November 2022 in the absence of the Director of Function (Council Business) / Monitoring Officer, Lynn Ball.

The Council uses the 'Three Lines Model' as demonstrated in the graphic, where each line provides assurance. A range of assurance activities from across all lines provides a robust assurance picture.



## Review of Effectiveness

The Isle of Anglesey County Council has responsibility for conducting, at least annually, a review of the effectiveness of its governance framework including the system of internal control. The review of effectiveness is informed by the work of managers within the Council who have responsibility for the development and maintenance of the governance environment, the Head of Internal Audit's annual report, and also by comments made by the external auditors and other review agencies and inspectorates.

The effectiveness of the governance framework has been evaluated by a combination of:-

- the results of the regular in-year review and monitoring by officers and committees;
- a review of relevant documents prepared during the year or relating to the year;
- the review of progress against the Corporate Plan;
- reviews of feedback from Estyn and CIW and the related scrutiny panels on the improvement work in relation to Education and Children's Services;
- a series of interviews with key officers;
- discussion with, and receiving comments from, groups of officers and members including the SLT and the Executive.

In addition, regular in-year review and monitoring includes:-








- formal risk management activity, including specific consideration of those risks linked to governance processes;
- internal audit, whose work includes auditing the highest risks identified in the Strategic Risk Register, including risk management, in accordance with the annual internal audit strategy, and which includes 'follow-up' work to ensure that senior officers address agreed 'Issues / Risks';
- the work of the Council's Scrutiny and other Committees, including its Governance and Audit and Standards committees;
- the opinions and recommendations of the Council's external auditors and other review agencies and inspectorates;
- the regular monitoring of improvement and performance against the Corporate Plan and its supporting plans and strategies by members and senior managers.

The Executive approves key policies and any amendments to them, and where appropriate, the full Council formally adopts.

The overall assessment for this report will follow the following self-assessment grading –

1. Excellent – Many strengths, including significant examples of sector-leading practice
2. Good – Many strengths and no important areas requiring significant improvement
3. Adequate – Strengths outweigh areas for improvement
4. Unsatisfactory – Important areas for improvement outweigh strengths

## Annual Review of the Effectiveness of the Council's Governance Framework

Core Principles of the Framework	Overall Assessment	Conclusion of Self-Assessment
<b>Principle A:</b> Behaving with integrity, demonstrating strong commitment to ethical values, and respecting the rule of law	 Good	The County Council has clear, transparent decision-making processes which incorporate strong ethical values and are lawful. The codes of conduct set out expectations for behaving with integrity.
<b>Principle B:</b> Ensuring openness and comprehensive stakeholder engagement	 Good	The County Council exists to serve its residents and is dependent on a wide variety of stakeholders for working effectively in partnership. Engagement and consultation mechanisms are in place.
<b>Principle C:</b> Defining outcomes in terms of sustainable economic, social, cultural and environmental benefits	 Good	The County Council works with communities to plan outcomes. In setting policies and strategies, the County Council take a long term view about outcomes, taking into account sustainable economic, social, cultural and environmental benefits.
<b>Principle D:</b> Determining the interventions necessary to optimise the achievement of the intended outcomes	 Good	The County Council takes decisions on interventions based on its clear vision for services, engaging with communities, regulators and practical expertise of professional service officers. This combination leads to optimising the achievement of intended outcomes.
<b>Principle E:</b> Developing the entity's capacity, including the capability of its leadership and the individuals within it	 Good	The County Council has the appropriate structures and leadership in place and people with the right skillsets and qualifications to ensure it is operating efficiently and effectively to achieve its intended outcomes. There are clear policies and strategies in place to demonstrate that it has the capacity to fulfil its mandate and that management has the operational capacity
<b>Principle F:</b> Managing risks and performance through robust internal control and strong public financial management	 Good	The County Council has an effective performance management system that facilitates effective and efficient delivery of services. Risk management and internal control are integral and important parts of the performance management system and are crucial to achieving the outcomes of the Council Plan.
<b>Principle G:</b> Implementing good practices in transparency, reporting, and audit to deliver	 Good	The County Council's elected members and Senior Management are accountable for making decisions and delivering services which are supported by both internal and external audits. The activities undertaken are in a transparent and clear manner in which stakeholders are able to understand and respond to.

A further breakdown with updates against each principle including some of the work carried out over the year can be found in Appendix 1.

## CIPFA Financial Management Code (2019)

CIPFA's Financial Management Code (2019) is designed to support good practice in financial management and to assist local authorities in demonstrating their financial sustainability. The Code is not prescriptive and is based on six principles supported by specific standards considered necessary to ensure continued financial resilience within the Local Authority setting. The six principles of effective financial management underpinning the Code are as follows:

- Leadership
- Accountability
- Transparency
- Professional Standards
- Assurance
- Sustainability

The six principles are translated into seventeen Financial Management (FM) standards (denoted from A-Q), grouped into seven sections. All local authorities were required to demonstrate full compliance with the Code by 31<sup>st</sup> March 2022.

Following the publication of the code, an internal audit was undertaken in January 2020 to review if the Council complied with its requirements. The internal audit report states:

**“Overall, our review concludes that within the context of the current financial climate, the Council has several effective controls in place to manage the implications of continued funding cuts. We can also confirm that in the main, the Council complies with the requirements of CIPFA’s newly updated Financial Management Code (2019).”**

The review identified four actions to undertake to strengthen arrangements in this area, two of which have been fully addressed and the remaining two are in progress.

## Significant Governance Issues

The Council's Internal Audit report for 2021/22 came to the following conclusion –

***“For the 12 months ended 31 March 2022, the Isle of Anglesey County Council’s Head of Audit and Risk’s opinion is that the organisation has an adequate and effective framework for risk management, governance and internal control.***

***While I do not consider any areas of significant corporate concern, some areas require the introduction or improvement of internal controls to ensure the achievement of objectives, and these are the subject of monitoring.***

***There are no qualifications to this opinion.”***



## Governance matters identified

### Progress on Identified Governance Matters 2020/21

The table below outlines the governance matters identified during 2020/21 and an update on progress during 2021/22:

Actions identified to address weaknesses	Lead Officer / Service / Board	Update on progress
1. Programmes and projects linked to the Council Plan have been delayed due to the Covid-19 Pandemic	Corporate Programme Boards	Programmes and projects that were delayed because of the pandemic have been re-established.
2. The Council does not have processes for formally monitoring the implementation of External Audit recommendations	Transformation / Resources	External Audit recommendations are monitored using the 4Action system. Recommendations are actioned and implemented accordingly and are reported to the Governance and Audit Committee annually (December).
3. The Local Government and Elections (Wales) Act 2021 introduces new responsibilities and significant change to the Council	Monitoring Officer	Matters requiring attention in 2021/22 have been implemented accordingly. Further work on the remaining matters needing implementation are planned for 2022/23 and actions are monitored by the Leadership Team.
4. The Council does not currently map sources of assurance	Transformation / Resources	The Council has adopted the 'three lines' model, utilizing the Strategic Risk Register and its software system as one method to collect information to assist with assurance mapping. The assurance mapping exercise has commenced but is not yet fully complete.
5. The Covid-19 Pandemic has significantly impacted on service resources	SLT / All Services	The impacts of the Covid-19 pandemic on service resources have been monitored throughout the year and have been reported quarterly to the Executive.

## Identified Governance Matters 2021/22

No significant governance matters were identified during 2021/22, however the Self-Assessment process did identify the following Governance Matters that will be addressed in 2022/23.

Governance matters identified	Actions identified to address weaknesses	Lead Officer / Service / Board	What will happen if these are not achieved?	By When
1. There are currently difficulties with the recruitment and retention of staff across the UK	<ul style="list-style-type: none"> <li>Develop and deliver a recruitment and retention action plan</li> </ul>	Head of Profession HR and Transformation	<ul style="list-style-type: none"> <li>Possible continuation of recruitment problems</li> <li>Possible increase in staff turnover</li> <li>Increased vacancies leading to an impact on current staff backfilling and a loss of service provision and quality</li> </ul>	March 2023
2. The Local Government and Elections (Wales) Act 2021 introduces new responsibilities and significant change to the Council	<ul style="list-style-type: none"> <li>Matters related to the Local Government and Elections (Wales) Act 2021 are implemented accordingly</li> </ul>	Monitoring Officer	<ul style="list-style-type: none"> <li>Failure to comply could lead to further scrutiny from the Welsh Government and a loss of reputation</li> </ul>	March 2023
3. The new Council needs to identify its capital spending in line with the new Council Plan	<ul style="list-style-type: none"> <li>The Council develops and adopts a capital strategy aligned to the new Council Plan (2023-28)</li> </ul>	Chief Executive	<ul style="list-style-type: none"> <li>Failure to strategically prioritise capital spend</li> </ul>	December 2022
4. The Council needs to ensure it learns lessons following the Covid-19 pandemic so that it's better prepared for future emergencies	<ul style="list-style-type: none"> <li>Review the work undertaken by the Council to respond to the Covid-19 pandemic</li> </ul>	Executive Manager (Leadership Team)	<ul style="list-style-type: none"> <li>Failure to learn from previous experiences</li> <li>Possible service failure</li> </ul>	March 2023

Governance matters identified	Actions identified to address weaknesses	Lead Officer / Service / Board	What will happen if these are not achieved?	By When
5. The Council does not currently map sources of assurance	<ul style="list-style-type: none"> <li>Complete the assurance mapping exercise for the Council</li> </ul>	Transformation / Resources	<ul style="list-style-type: none"> <li>Possible governance issues which were not identified</li> <li>Unable to continually improve the Council's performance</li> <li>Possible service failure</li> <li>Insufficient or duplication of assurance provision</li> </ul>	March 2023

## Certifying the Annual Governance Statement

We have been advised on the implications of the result of the review of the effectiveness of the governance framework by the Governance and Audit Committee and that the arrangements continue to be regarded as fit for purpose in accordance with the governance framework. The areas already addressed and those to be specifically addressed with new actions planned are outlined in the document.

We propose to take appropriate steps to address these and the other weaknesses identified in the Annual Governance Statement and to further enhance our governance and assurance arrangements in the forthcoming year. We will monitor the implementation and operation of improvements through the Governance and Audit Committee and as part of our next annual review.

### On behalf of the Isle of Anglesey County Council



**Llinos Medi**  
**Leader, Anglesey County Council**  
**January 2023**



**Dylan Williams**  
**Chief Executive, Anglesey County Council**  
**January 2023**

## Audit of Accounts Report – Isle of Anglesey County Council

Audit year: 2021-22

Date issued: January 2023

Document reference: 3318A2023

This document has been prepared as part of work performed in accordance with statutory functions.

In the event of receiving a request for information to which this document may be relevant, attention is drawn to the Code of Practice issued under section 45 of the Freedom of Information Act 2000. The section 45 code sets out the practice in the handling of requests that is expected of public authorities, including consultation with relevant third parties. In relation to this document, the Auditor General for Wales and the Wales Audit Office are relevant third parties. Any enquiries regarding disclosure or re-use of this document should be sent to the Wales Audit Office at [infoofficer@audit.wales](mailto:infoofficer@audit.wales).

We welcome correspondence and telephone calls in Welsh and English. Corresponding in Welsh will not lead to delay. Rydym yn croesawu gohebiaeth a galwadau ffôn yn Gymraeg a Saesneg. Ni fydd gohebu yn Gymraeg yn arwain at oedi.

Mae'r ddogfen hon hefyd ar gael yn Gymraeg. This document is also available in Welsh.

# Contents

We intend to issue an unqualified audit report on your Accounts. There are some issues to report to you prior to their approval.

## Audit of Accounts Report

Introduction	4
Infrastructure Assets	4
Proposed audit opinion	5
Significant issues arising from the audit	5
Recommendations	6
Appendices	
Appendix 1 – Final Letter of Representation	7
Appendix 2 – Proposed Audit Report	10
Appendix 3 – Summary of Corrections Made	14

# Audit of Accounts Report

## Introduction

- 1 We summarise the main findings from our audit of your 2021-22 accounts in this report.
- 2 We have already discussed these issues with the Director of Function (Resources) -Section 151 Officer and his team.
- 3 Auditors can never give complete assurance that accounts are correctly stated. Instead, we work to a level of 'materiality'. This level of materiality is set to try to identify and correct misstatements that might otherwise cause a user of the accounts into being misled.
- 4 We set this level at £2.845 million for this year's audit.
- 5 There are some areas of the accounts that may be of more importance to the reader, and we have set a lower materiality level for these, as follows:
  - Senior officer remuneration £1,000
  - Related party transactions (for individuals) £10,000
- 6 We have now completed this year's audit.
- 7 In our professional view, we have complied with the ethical standards that apply to our work; remain independent of yourselves; and our objectivity has not been compromised in any way. We have previously notified you of a potential threat to auditor independence and objectivity arising from the Audit Manager who has a close friend employed by Isle of Anglesey County Council and confirm that the planned safeguards set out in our Audit Plan have operated as intended.

## Infrastructure Assets

- 8 In common with other local authorities, Isle of Anglesey County Council has taken advantage of temporary reliefs for reduced disclosures related to infrastructure assets allowed for in the Update to the Code and Specifications for Future Codes for Infrastructure Assets and the 2022 amendments to the Local Authorities (Capital Finance and Accounting) (Wales) Regulations 2003.
- 9 The authority has not disclosed gross cost and accumulated depreciation for infrastructure assets because historical reporting practices and resultant information deficits mean gross cost and accumulated depreciation are not measured accurately and would not faithfully represent the asset position to the users of the financial statements.
- 10 The reliefs are a temporary expedient that are intended to allow authorities to address the information deficits and prepare robust information to support the carrying value of infrastructure assets. The temporary reliefs are only applicable for financial years up to and including 2024-25.
- 11 **Exhibit 1** shows the impact of this issue on the audit timetable.



## Exhibit 1 – impact of national issues on this year’s audit timetable

### Timetable

Given the continuing slippage arising from the COVID-19 pandemic and national issues relating to the audit of infrastructure assets, the Welsh Government provided flexibility in terms of both the accounts preparation deadlines and the audit deadlines:

- The timescale for completing your accounts was revised by the Welsh Government from 31 May 2022 to 31 August 2022.
- We received the draft accounts on 20 June 2022.
- Our deadline for completing our audit was changed from 31 July 2022 to 31 January 2023
- We expect your audit report to be signed by the end of January 2023.

## Proposed audit opinion

- 12 We intend to issue an unqualified audit opinion on this year’s accounts once you have provided us with a Letter of Representation based on that set out in **Appendix 1**.
- 13 We issue a ‘qualified’ audit opinion where we have material concerns about some aspects of your accounts; otherwise, we issue an unqualified opinion.
- 14 The Letter of Representation contains certain confirmations we are required to obtain from you under auditing standards.
- 15 Our proposed audit report is set out in **Appendix 2**.

## Significant issues arising from the audit

### Uncorrected misstatements

- 16 There are no misstatements identified in the accounts, which remain uncorrected.

### Corrected misstatements

- 17 There were initially misstatements in the accounts that have now been corrected by management. However, we believe that these should be drawn to your attention, and they are set out with explanations in **Appendix 3**.

## Other significant issues arising from the audit

- 18 In the course of the audit, we consider a number of matters relating to the accounts and report any significant issues arising to you. There are no such matters to report to you for your consideration for this year's audit.
- 19 However, within our Audit of Accounts report 2020-21 we reported to you issues in relation to streamlining the accounts and the quality of draft accounts and working papers. The Council advised they would streamline the 2021-22 Statement of Accounts and implement measures to improve the quality of the draft statement of accounts and supporting papers. These matters were also included as a risk within our Audit Plan for 2021-22.
- 20 Our review of the draft accounts presented for audit identified that considerable improvements have been made in these areas. However, there are some areas where further improvements can be made, and we will continue to work with the Council to further develop these for the 2022-23 accounts.

## Recommendations

- 21 We intend to hold a post project learning exercise with key staff to discuss further improvements to the working papers, accounts production and audit process for future years.

# Appendix 1

## Final Letter of Representation

Auditor General for Wales  
Wales Audit Office  
24 Cathedral Road  
Cardiff  
CF11 9LJ

26 January 2023

### Representations regarding the 2021-22 financial statements

This letter is provided in connection with your audit of the financial statements (including that part of the Remuneration Report that is subject to audit) of Isle of Anglesey County Council for the year ended 31 March 2022 for the purpose of expressing an opinion on their truth and fairness and their proper preparation.

We confirm that to the best of our knowledge and belief, having made enquiries as we consider sufficient, we can make the following representations to you.

### Management representations

#### Responsibilities

We have fulfilled our responsibilities for:

- the preparation of the financial statements in accordance with legislative requirements and the CIPFA Code of Practice on Local Authority Accounting in the United Kingdom 2021-22; in particular the financial statements give a true and fair view in accordance therewith; and
- the design, implementation, maintenance and review of internal control to prevent and detect fraud and error.

### Information provided

We have provided you with:

- full access to:
  - all information of which we are aware that is relevant to the preparation of the financial statements such as books of account and supporting documentation, minutes of meetings and other matters;

- additional information that you have requested from us for the purpose of the audit; and
- unrestricted access to staff from whom you determined it necessary to obtain audit evidence;
- the results of our assessment of the risk that the financial statements may be materially misstated as a result of fraud;
- our knowledge of fraud or suspected fraud that we are aware of and that affects Isle of Anglesey County Council and involves:
  - management;
  - employees who have significant roles in internal control; or
  - others where the fraud could have a material effect on the financial statements;
- our knowledge of any allegations of fraud, or suspected fraud, affecting the financial statements communicated by employees, former employees, regulators or others;
- our knowledge of all known instances of non-compliance or suspected non-compliance with laws and regulations whose effects should be considered when preparing the financial statements; and
- the identity of all related parties and all the related party relationships and transactions of which we are aware.

## Financial statement representations

All transactions, assets and liabilities have been recorded in the accounting records and are reflected in the financial statements.

The methods, the data and the significant assumptions used in making accounting estimates, and their related disclosures are appropriate to achieve recognition, measurement or disclosure that is reasonable in the context of the applicable financial reporting framework.

Related party relationships and transactions have been appropriately accounted for and disclosed.

All events occurring subsequent to the reporting date which require adjustment or disclosure have been adjusted for or disclosed.

All known actual or possible litigation and claims whose effects should be considered when preparing the financial statements have been disclosed to the auditor and accounted for and disclosed in accordance with the applicable financial reporting framework.

The financial statements are free of material misstatements, including omissions.

## Representations by Isle of Anglesey County Council

We acknowledge that the representations made by management, above, have been discussed with us.

We acknowledge our responsibility for the preparation of true and fair financial statements in accordance with the applicable financial reporting framework. The financial statements were approved by Isle of Anglesey County Council on 26 January 2023.

We confirm that we have taken all the steps that we ought to have taken in order to make ourselves aware of any relevant audit information and to establish that it has been communicated to you. We confirm that, as far as we are aware, there is no relevant audit information of which you are unaware.

Signed by:

Signed by:

Marc Jones  
Director of Function (Resources) and  
Section 151 Officer

Councillor Dafydd Roberts  
Chair Isle of Anglesey County Council

Date:

Date:

# Appendix 2

## The independent auditor's report of the Auditor General for Wales to the members of Isle of Anglesey County Council

### Opinion on financial statements

I have audited the financial statements of Isle of Anglesey County Council for the year ended 31 March 2022 under the Public Audit (Wales) Act 2004.

Isle of Anglesey County Council's financial statements comprise the Expenditure and Funding Analysis, the Movement in Reserves Statement, the Comprehensive Income and Expenditure Statement, the Balance Sheet, the Cash Flow Statement, the Movement on the Housing Revenue Account Statement, the Housing Revenue Account Income and Expenditure Statement and the related notes, including a summary of significant accounting policies.

The financial reporting framework that has been applied in their preparation is applicable law and UK adopted international accounting standards as interpreted and adapted by the Code of Practice on Local Authority Accounting in the United Kingdom 2021-22.

In my opinion the financial statements:

- give a true and fair view of the financial position of Isle of Anglesey County Council as at 31 March 2022 and of its income and expenditure for the year then ended; and
- have been properly prepared in accordance with legislative requirements and UK adopted international accounting standards as interpreted and adapted by the Code of Practice on Local Authority Accounting in the United Kingdom 2021-22.

### Basis of opinion

I conducted my audit in accordance with applicable law and International Standards on Auditing in the UK (ISAs (UK)) and Practice Note 10 'Audit of Financial Statements of Public Sector Entities in the United Kingdom'. My responsibilities under those standards are further described in the auditor's responsibilities for the audit of the financial statements section of my report. I am independent of Isle of Anglesey County Council in accordance with the ethical requirements that are relevant to my audit of the financial statements in the UK including the Financial Reporting Council's Ethical Standard, and I have fulfilled my other ethical responsibilities in accordance with these requirements. I believe that the audit evidence I have obtained is sufficient and appropriate to provide a basis for my opinion.

### Conclusions relating to going concern

In auditing the financial statements, I have concluded that the use of the going concern basis of accounting in the preparation of the financial statements is appropriate.

Based on the work I have performed, I have not identified any material uncertainties relating to events or conditions that, individually or collectively, may cast significant doubt on Isle of Anglesey County Council's ability to continue to adopt the going concern basis

of accounting for a period of at least twelve months from when the financial statements are authorised for issue.

My responsibilities and the responsibilities of the responsible financial officer with respect to going concern are described in the relevant sections of this report.

## **Other Information**

The other information comprises the information included in the Statement of Accounts other than the financial statements and my auditor's report thereon. The Responsible Financial Officer is responsible for the other information contained within Statement of Accounts. My opinion on the financial statements does not cover the other information and, except to the extent otherwise explicitly stated in my report, I do not express any form of assurance conclusion thereon.

My responsibility is to read the other information and, in doing so, consider whether the other information is materially inconsistent with the financial statements or knowledge obtained in the course of the audit, or otherwise appears to be materially misstated. If I identify such material inconsistencies or apparent material misstatements, I am required to determine whether this gives rise to a material misstatement in the financial statements themselves. If, based on the work I have performed, I conclude that there is a material misstatement of this other information, I am required to report that fact.

I have nothing to report in this regard.

## **Report on other requirements**

### **Opinion on other matters**

In my opinion, based on the work undertaken in the course of my audit:

- the information contained in the Narrative Report for the financial year for which the financial statements are prepared is consistent with the financial statements and the Narrative Report has been prepared in accordance with the Code of Practice on Local Authority Accounting in the United Kingdom 2021-22;
- The information given in the Governance Statement for the financial year for which the financial statements are prepared is consistent with the financial statements and the Governance Statement has been prepared in accordance with guidance.

### **Matters on which I report by exception**

In the light of the knowledge and understanding of Isle of Anglesey County Council and its environment obtained in the course of the audit, I have not identified material misstatements in the Narrative Report or the Governance Statement.

I have nothing to report in respect of the following matters, which I report to you, if, in my opinion:

- adequate accounting records have not been kept, or returns adequate for my audit have not been received from branches not visited by my team;

- the financial statements are not in agreement with the accounting records and returns; or
- I have not received all the information and explanations I require for my audit.

## **Responsibilities**

### **Responsibilities of the responsible financial officer for the financial statements**

As explained more fully in the Statement of Responsibilities for the Statement of Accounts, the responsible financial officer is responsible for the preparation of the Statement of Accounts, which give a true and fair view, and for such internal control as the responsible financial officer determines is necessary to enable the preparation of statements of accounts that are free from material misstatement, whether due to fraud or error.

In preparing the statement of accounts, the responsible financial officer is responsible for assessing the Isle of Anglesey County Council's ability to continue as a going concern, disclosing as applicable, matters related to going concern and using the going concern basis of accounting unless deemed inappropriate.

### **Auditor's responsibilities for the audit of the financial statements**

My objectives are to obtain reasonable assurance about whether the financial statements as a whole are free from material misstatement, whether due to fraud or error, and to issue an auditor's report that includes my opinion. Reasonable assurance is a high level of assurance but is not a guarantee that an audit conducted in accordance with ISAs (UK) will always detect a material misstatement when it exists. Misstatements can arise from fraud or error and are considered material if, individually or in the aggregate, they could reasonably be expected to influence the economic decisions of users taken on the basis of these financial statements.

Irregularities, including fraud, are instances of non-compliance with laws and regulations. I design procedures in line with my responsibilities, outlined above, to detect material misstatements in respect of irregularities, including fraud.

My procedures included the following:

- Enquiring of management, Isle of Anglesey County Council's Head of Internal Audit and those charged with governance, including obtaining and reviewing supporting documentation relating to policies and procedures concerned with:
  - identifying, evaluating and complying with laws and regulations and whether they were aware of any instances of non-compliance;
  - detecting and responding to the risks of fraud and whether they have knowledge of any actual, suspected or alleged fraud; and
  - the internal controls established to mitigate risks related to fraud or non-compliance with laws and regulations.
- Considering as an audit team how and where fraud might occur in the financial statements and any potential indicators of fraud. As part of this discussion, I identified potential for fraud in management override.



- Obtaining an understanding of Isle of Anglesey County Council's framework of authority as well as other legal and regulatory frameworks that Isle of Anglesey County Council operates in, focusing on those laws and regulations that had a direct effect on the financial statements or that had a fundamental effect on the operations of the Isle of Anglesey County Council.

In addition to the above, my procedures to respond to identified risks included the following:

- reviewing the financial statement disclosures and testing to supporting documentation to assess compliance with relevant laws and regulations discussed above;
- enquiring of management, the Governance and Audit Committee and legal advisors about actual and potential litigation and claims;
- reading minutes of meetings of those charged with governance;
- in addressing the risk of fraud through management override of controls, testing the appropriateness of journal entries and other adjustments; assessing whether the judgements made in making accounting estimates are indicative of a potential bias; and evaluating the business rationale of any significant transactions that are unusual or outside the normal course of business.

I also communicated relevant identified laws and regulations and potential fraud risks to all audit team members and remained alert to any indications of fraud or non-compliance with laws and regulations throughout the audit.

The extent to which my procedures are capable of detecting irregularities, including fraud, is affected by the inherent difficulty in detecting irregularities, the effectiveness of the Isle of Anglesey County Council's controls, and the nature, timing and extent of the audit procedures performed.

A further description of the auditor's responsibilities for the audit of the financial statements is located on the Financial Reporting Council's website [www.frc.org.uk/auditorsresponsibilities](http://www.frc.org.uk/auditorsresponsibilities). This description forms part of my auditor's report.

## **Certificate of completion of audit**

I certify that I have completed the audit of the accounts of Isle of Anglesey County Council in accordance with the requirements of the Public Audit (Wales) Act 2004 and the Auditor General for Wales' Code of Audit Practice.

Adrian Crompton  
Auditor General for Wales  
January 2023

24 Cathedral Road  
Cardiff  
CF11 9LJ

# Appendix 3

## Summary of Corrections Made

During our audit, we identified the following misstatements that have been corrected by management, but which we consider should be drawn to your attention due to their relevance to your responsibilities over the financial reporting process.

### Exhibit 2: summary of corrections made

Value of correction	Nature of correction	Reason for correction
<p>Infrastructure Assets:</p> <p>2021-22 £109,136,000 gross cost; and £39,279,000 accumulated depreciation figures removed.</p> <p>2020-21 £104,961,000 gross cost; and £35,496,000 accumulated depreciation figures removed.</p>	<p><b>Note 13 Property, Plant &amp; Equipment (Note 14 draft accounts)</b></p> <p>As detailed in paragraph 8, the historic gross cost and accumulated depreciation balances relating to infrastructure assets have been removed from the accounts. The infrastructure column has been removed from the table within note 13 for both 2020-21 and 2021-22 and the net book value of infrastructure assets shown separately.</p> <p>The disclosure on the face of the balance sheet has not changed as a result of this amendment.</p> <p>Additional narrative has been added to note 13 in relation to this adjustment.</p>	<p>To take advantage of temporary reliefs for reduced disclosures related to infrastructure assets provided by the Code update and the 2022 amendments to the Local Authorities (Capital Finance and Accounting) (Wales) Regulations 2003.</p>
<p>Council dwellings net book value increased by £22,590,000.</p> <p>Buildings - net book value increased by £2,546,000</p>	<p><b>Note 13 Property, Plant &amp; Equipment (Note 14 draft accounts)</b></p> <p>An exercise was completed by the Council following the receipt of draft accounts to review the value of council dwellings and buildings not included in the 2021-22 cyclical valuation. This resulted in a total increase of £25,136,000 in the Property, Plant and Equipment value within the Balance Sheet.</p> <p>These adjustments also impacted on the core financial statement and various notes.</p>	<p>To correctly reflect the value of Council Dwellings and Buildings in the financial statements as a result of significant fluctuations in building costs within 2021-22.</p>

<p>£1,345,000 reduction in asset valuation</p>	<p><b>Note 13 Property, Plant &amp; Equipment (Note 14 draft accounts)</b></p> <p>The incorrect BCIS index was used to calculate updated revaluations. This adjustment has an impact on various other notes in the accounts.</p>	<p>To correctly reflect the revaluation of assets in the financial statements.</p>
<p>£12,347,000 of Gross Cost; and £12,347,000 of Accumulated Depreciation removed. Self-contained to Note 13.</p>	<p><b>Note 13 Property, Plant &amp; Equipment (Note 14 draft accounts)</b></p> <p>A significant number of assets had been fully depreciated in the fixed asset register and therefore carried at nil value in the accounts. However, whilst their net carrying value is nil, their cost and accumulated depreciation entries are still recorded in the accounts. Following a review of these nil net book value assets, the Council has derecognised an additional £12,347,000 of assets that have ceased to be in operation or owned by the Council.</p>	<p>To ensure the Balance Sheet and Property, Plant and Equipment disclosures only contain entries that relate to assets owned by the Council.</p>
<p>£3,156,000 movement</p>	<p><b>Note 13 Property, Plant &amp; Equipment (Note 14 draft accounts) and Note 16 Investment Properties (Note 17 draft accounts)</b></p> <p>Reclassification of an asset (part of a Joint Venture with the Welsh Government) from Asset Under Construction (Note 13) to Investment Property (Note 16). Additional narrative has been included on the arrangements for this joint venture.</p>	<p>To ensure the correct classification of the asset.</p>
<p>£2,473,000 net increase</p>	<p><b>Note 18 Debtors (Note 22 draft accounts), Note 20 Creditors (Note 24 draft accounts) and Note 38 Agency Arrangement (Note 44 draft accounts)</b></p> <p>An issue was identified with the Council's treatment of the following funding received from Welsh Government under agency arrangements:</p> <p>Cost of Living Support payment totalling £3,557,100, Emergency Non-domestic Rate funding of £1,000,000 and others amounting to £84,000.</p>	<p>To correctly account for agency funding received by the Council.</p>

	These also have an effect on Note 41 Financial Instruments.	
<p><b>2020-21</b> £3,227,000 increase in grants received in advance £3,227,000 decrease in creditors</p> <p><b>2021-22</b> £4,545,000 increase in debtors £33,000 increase in creditors</p>	<p><b>Note 22 Cash Flow from Operating Activities (Note 26 draft accounts)</b> Adjustments were required to correctly reflect transactions relating to the North Wales Economic Ambitions Board for both 2020-21 and 2021-22. For 2020-21 this adjustment also has an impact on the Balance Sheet figures reported for the short-term creditors, Note 20 Creditors and Note 30 (Note 34 Draft accounts) for grants received in advance. Additional narrative has been included in Note 4 for the prior Period Adjustment. For 2021-22 this adjustment also has an impact on the Balance Sheet figures reported for the short-term and long-term grants receipts in advance, short term creditors and debtors. Also Note 18 Debtors and Note 20 Creditors.</p>	To correctly account for transactions relating to the North Wales Economic Ambition Board.
Various amendments to the figures and narrative	<p><b>Note 27 – Officers’ Remuneration (Note 31 draft accounts)</b> Amendments were made to the following disclosures:</p> <p><b>Banding of remuneration over £60,000:</b> Amendments required to the number of staff disclosed per salary banding, to correct errors and to comply with the Accounts and Audit (Wales) Regulations. An additional 7 employees have been added to 2021-22 non-schools’ numbers (3 additional employees for 2020-21) and 30 employees to the Schools numbers (5 additional employees for 2020-21).</p> <p><b>Senior Officer Remuneration table:</b> Numerous amendments have been made to the remuneration figures and associated footnotes.</p>	To ensure the disclosures in the Financial Statement for Officers Remuneration comply with the requirements of the Accounts and Audit (Wales) Regulations and the Cipfa Code of Practice.

	<p><b>Remuneration ratios and median salary:</b></p> <p>These figures have been amended to reflect the requirement to include the full-time equivalent salary for all staff in the calculations as follows:</p> <table border="1"> <thead> <tr> <th></th> <th>Ratio</th> <th>Median Salary</th> </tr> </thead> <tbody> <tr> <td>2021-22</td> <td>5.53:1</td> <td>£22,129</td> </tr> <tr> <td>2020-21</td> <td>5.77:1</td> <td>£20,903</td> </tr> </tbody> </table>		Ratio	Median Salary	2021-22	5.53:1	£22,129	2020-21	5.77:1	£20,903	
	Ratio	Median Salary									
2021-22	5.53:1	£22,129									
2020-21	5.77:1	£20,903									
Various	<p><b>Note 31 Related Parties (Note 35 draft accounts)</b></p> <p>Several amendments have been made to this note.</p>	To ensure the correct disclosures are made.									
<p>£2,858,000 deducted from note</p> <p>£3,689,000 correction</p>	<p><b>Note 35b Financial Liabilities held by the Council (Note 41b draft accounts)</b></p> <p>The Accumulated Absence cost of £2,858,000 had been incorrectly included in Trade and Other Creditors – short term.</p> <p><b>Also:</b></p> <p>Amendment required to ensure the long-term financial liabilities figure in this note corresponds to the figure reported in the Balance sheet. This adjustment is self-contained to this note.</p>	<p>To ensure the balance is not overstated.</p> <p>To ensure the correct figure is reported.</p>									
Various	<p><b>Various</b></p> <p>There have also been a number of other less significant adjustments, reclassifications and narrative amendments made to the financial statements as a result of our work.</p>	To ensure accuracy of the financial statements.									



Audit Wales  
24 Cathedral Road  
Cardiff CF11 9LJ

Tel: 029 2032 0500

Fax: 029 2032 0600

Textphone: 029 2032 0660

E-mail: [info@audit.wales](mailto:info@audit.wales)

Website: [www.audit.wales](http://www.audit.wales)

We welcome correspondence and telephone calls in Welsh and English.  
Rydym yn croesawu gohebiaeth a galwadau ffôn yn Gymraeg a Saesneg.